



NIK
LIGHT
LED SECURITY

NEW RANGE OF HIGH
PERFORMANCE LED LAMPS

Gennaio 2023 • January 2023



RoHS RAE CONFORMITY

LED SECURITY

ILLUMINAZIONE A LED ALTAMENTE PERFORMANTE NEW RANGE OF HIGH PERFORMANCE LED LAMPS

Led Security è la **nuova famiglia di lampade a Led di potenza** per un'illuminazione di qualità.

L'ampia gamma di modelli standard **soddisfa le diverse esigenze** di luce nello spazio di lavoro: le lampade **Led Security** sono ideali per macchine utensili, macchinari in genere, banchi da lavoro ed utlizzi vari, e sono **disponibili con diverse tipologie di alimentazione e gradi di protezione da IP20 a IP69**.

Led Security is the new family of POWER LED lamps for high quality lighting.

*The wide range of standard models meets the **diverse needs** for lighting your workspace: **Led Security lamps** are ideal for various applications on machine tools, machinery in general or workbenches.*

*They are **available in different voltages and standards of protection ranging from IP20 to IP69**.*



La **lunga durata nel tempo** è garantita grazie a **strutture solide e robuste** e tutti i Led sono fissati su supporti in alluminio per un'ottima dissipazione termica.

Il **risparmio energetico fino all'85%** rispetto a lampadine tradizionali, **la durata di oltre 40.000 ore** e la **bassa temperatura di esercizio**, le rendono molto interessanti **per l'abbattimento dei costi e l'aspetto ecologico**.

Sono state studiate con soluzioni ergonomiche per una **comoda e pratica orientabilità del flusso luminoso**: la maggior parte dei modelli con i bracci sono dotati di galletti e maniglia per facilitarne l'angolazione e la rotazione; le versioni tubolari, invece, sono provviste di supporti basculanti per una **precisa direzionabilità**.

Rispettano la parte applicabile delle Direttive 2006/95/CE, 2004/108/CE e 2006/42/CE, secondo le applicazioni previste dalla Normativa UNI EN 1837.

*Thanks to a **solid structure**, the lamps are guaranteed a **long useful life**. All the LEDs are mounted on aluminum supports for optimum heat dissipation.*

*They **save up to 85% of the energy** used by traditional light bulbs. With an average of **over 40.000 working hours** and a low operating temperature, they meet your needs for **reducing costs and have an ecological footprint**.*

*The lamps are using **ergonomic solutions** for **adjusting luminous flux**. Most of the models equipped with the arms are using wing nuts and handles to adjust angle and rotation easily. Tubular versions, instead, are provided with tilting supports for **directing luminous flux precisely**.*

All the lamps comply with Directives 2006/95/EC, 2004/108/EC and 2006/42/EC as required by Normative UNI EN 1837.

INDICE / INDEX

ILLUMINAZIONE A LED ALTAMENTE PERFORMANTE
NEW RANGE OF HIGH PERFORMANCE LED LAMPS

CLIK COB

NEW

IP65
14W



100÷240V-AC Pag. 4
24V-AC/DC Pag. 22

CLIK COB

IP65
20W



100÷240V-AC Pag. 6
24V-AC/DC Pag. 24

CLIK COB Q

NEW

IP65
14W



100÷240V-AC Pag. 8
24V-AC/DC Pag. 26

MAGA LONG

IP65
14W



100÷240V-AC Pag. 10

ILLI

IP65
6W



100÷240V-AC Pag. 12
24V-AC/DC Pag. 28

PIK

IP20
6W



100÷240V-AC Pag. 14
24V-AC/DC Pag. 30

MINI F

IP65
3W



100÷240V-AC Pag. 16
24V-AC/DC Pag. 32

MINI Z

IP65
5W



100÷240V-AC Pag. 18
24V-AC/DC Pag. 34

LEDY

IP67
5W - 10W - 15W



24V-AC/DC Pag. 36

WIDE1

IP67
20W - 40W



100÷240V-AC Pag. 20
24V-AC/DC Pag. 38

WIDE FLAT

IP69
14W - 28W - 56W



100÷240V-AC Optional
24V/DC Pag. 40

WIDE SPOT

IP67
20W



24V-AC/DC Pag. 42

WIDE T

IP67
28W



24V-AC/DC Pag. 44

CLIK COB 100÷240V-AC - 14W - IP65 - IK09

IP65

14W - 1120Lm

6.000°K - 40.000h

RoHS RAEE CONFORMITY



Snodi dotati di galletto per comodità di bloccaggio
Joints equipped with wing nut for comfort clamping



Interruttore ergonomico on/off
Ergonomic on/off switch



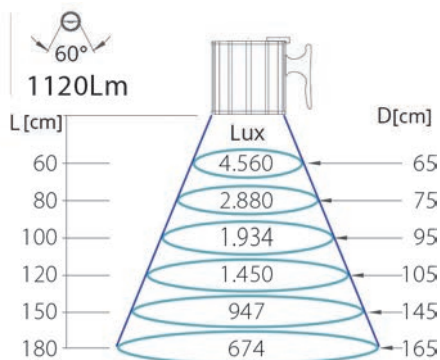
cavo con spina Schuko
cable with Schuko plug

CARATTERISTICHE

Fino all'85% di risparmio energetico
Basso calore
Zero manutenzione
Testa orientabile in alluminio estruso con vetro ad alta resistenza
Bracci facilmente regolabili
Resistente ai lubro-refrigeranti
Direttive 2006/95/CE, 2004/108/CE e 2006/42/CE come previsto dalla Normativa UNI EN 1837

FEATURES

*Up to 85% energy saving
Low performing heat
Zero maintenance
Adjustable extruded aluminium head with high resistance glass
Easily adjustable arms
Resistant to coolants and lubricants
Complies with Directives 2006/95/EC, 2004/108/EC and 2006/42/EC as required by Normative UNI EN 1837*



CLIK COB 100÷240V-AC - 14W - IP65 - IK09

100÷240V-AC

Alimentazione:

100÷240V-AC con alimentatore integrato nella base e cavo con spina Schuko

Voltage:

100÷240V-AC with LED driver built-in the base and cable with Schuko plug

Standard:

Modulo Led con angolo 60°

Standard:

60° LED Module

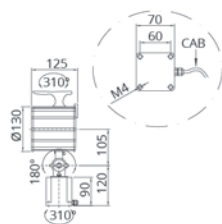
Accessori opzionali:

vetro, morsetto e staffa di fissaggio

Optional Accessories:

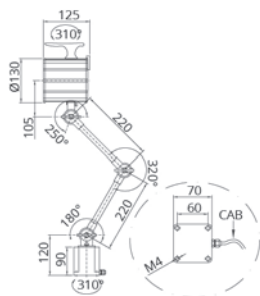
neutral glass, clamp and angle plate.

100÷240V-AC	ART.	CODE	VIN	WxLed	cable.mt	Kg
-------------	------	------	-----	-------	----------	----



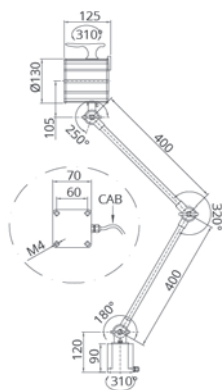
CC14 L60-S-100÷240V-AC	10.07.1.60.14.3	100÷240V AC	14Wx1	SP02-1,80	2,20
------------------------	-----------------	-------------	-------	-----------	------

100÷240V-AC	ART.	CODE	VIN	WxLed	cable.mt	Kg
-------------	------	------	-----	-------	----------	----



CC14 L60-M2-100÷240V-AC	10.08.1.60.14.3	100÷240V AC	14Wx1	SP02-1,80	2,90
-------------------------	-----------------	-------------	-------	-----------	------

100÷240V-AC	ART.	CODE	VIN	WxLed	cable.mt	Kg
-------------	------	------	-----	-------	----------	----



CC14 L60-L2-100÷240V-AC	10.09.1.60.14.3	100÷240V AC	14Wx1	SP02-1,80	3,20
-------------------------	-----------------	-------------	-------	-----------	------

RICAMBI STANDARD E OPTIONAL STANDARD AND OPTIONAL SPARE PARTS

SCATOLA MADRE MASTER BOX

	NEUTRAL GLASS	CLAMP	ANGLE PLATE
ART CODE	FIL 109N 01.07.004.0	JC 02 00.11.010.1	JL 02 00.11.012.1



Qty: 6 pcs
Dimensions: 32x50x52 cm
Weight: 16/20 Kg

CLIK COB 100÷240V-AC - 20W - IP65 - IK09

IP65

20W - 2600Lm

6.000°K - 40.000h

RoHS RAEE CONFORMITY



Snodi dotati di galletto per comodità di bloccaggio
Joints equipped with wing nut for comfort clamping



Interruttore ergonomico on/off
Ergonomic on/off switch



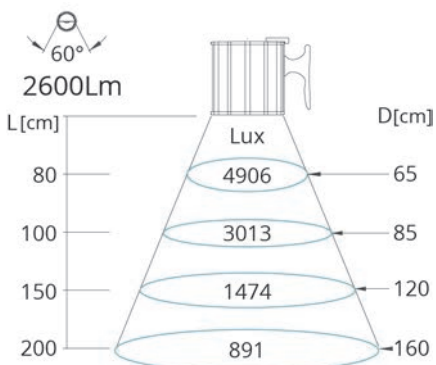
cavo con spina Schuko
cabl e with Schuko plug

CARATTERISTICHE

Fino all'85% di risparmio energetico
Basso calore
Zero manutenzione
Testa orientabile in alluminio estruso con vetro ad alta resistenza
Bracci facilmente regolabili
Resistente ai lubro-refrigeranti
Direttive 2006/95/CE, 2004/108/CE e 2006/42/CE come previsto dalla Normativa UNI EN 1837

FEATURES

*Up to 85% energy saving
Low performing heat
Zero maintenance
Adjustable extruded aluminium head with high resistance glass
Easily adjustable arms
Resistant to coolants and lubricants
Complies with Directives 2006/95/EC, 2004/108/EC and 2006/42/EC as required by Normative UNI EN 1837*



CLIK COB 100÷240V-AC - 20W - IP65 - IK09

100÷240V-AC

Alimentazione:

100÷240V-AC con alimentatore integrato nella base e cavo con spina Schuko

Voltage:

100÷240V-AC with LED driver built-in the base and cable with Schuko plug

Standard:

Modulo Led con angolo 60°

Standard:

60° LED Module

Accessori opzionali:

morsetti, staffa di fissaggio

Optional Accessories:

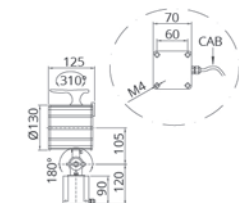
clamps, angle plate.

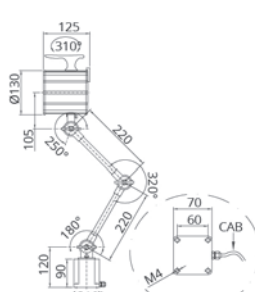
Opzionale:

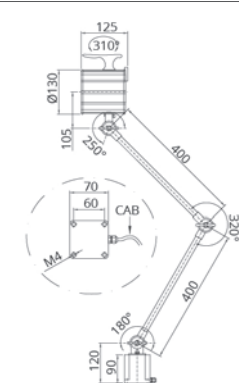
con base piccola, cavo senza spina (alimentatore esterno su richiesta)

Optional:

with small base, cable without plug (external driver on request)

100÷240V AC	ART.	CODE	VIN	WxLed	cable.mt	Kg
	CC20 L60-S-100÷240V-AC	10.01.1.60.20.3	100÷240V AC	20WX1	1,80	2,20

100÷240V AC	ART.	CODE	VIN	WxLed	cable.mt	Kg
	CC20 L60-M2-100÷240V-AC	10.02.1.60.20.3	100÷240V AC	20WX1	1,80	2,90

100÷240V AC	ART.	CODE	VIN	WxLed	cable.mt	Kg
	CC20 L60-L2-100÷240V-AC	10.03.1.60.20.3	100÷240V AC	20Wx1	1,80	3,20

RICAMBI STANDARD E OPTIONAL STANDARD AND OPTIONAL SPARE PARTS

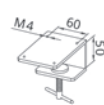
SCATOLA MADRE MASTER BOX

NEUTRAL
GLASS



ART FIL 109N
CODE 01.07.004.0

CLAMP



JC 02
00.11.010.1

ANGLE PLATE



JL 02
00.11.012.1



THE DATA ARE NOT BINDING AND CAN BE CHANGED WITHOUT ADVANCE NOTICE.

CLIK COB Q 100÷240V-AC - 14W - IP65 - IK09

IP65
14W - 1120Lm
6.000°K - 40.000h
RoHS RAE CONFORMITY



Snodi dotati di galletto per comodità di bloccaggio
Joints equipped with wing nut for comfort clamping



Interruttore ergonomico on/off
Ergonomic on/off switch



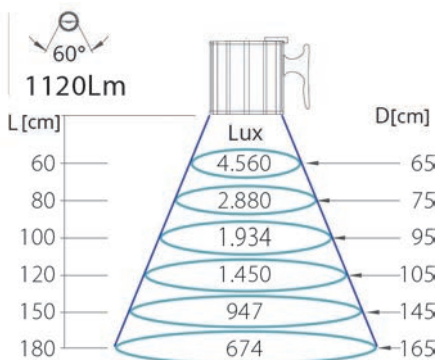
cavo con spina Schuko
cable with Schuko plug

CARATTERISTICHE

Fino all'85% di risparmio energetico
Basso calore
Zero manutenzione
Testa orientabile in alluminio estruso con vetro ad alta resistenza
Bracci facilmente regolabili
Resistente ai lubro-refrigeranti
Direttive 2006/95/CE, 2004/108/CE e 2006/42/CE come previsto dalla Normativa UNI EN 1837

FEATURES

*Up to 85% energy saving
Low performing heat
Zero maintenance
Adjustable extruded aluminium head with high resistance glass
Easily adjustable arms
Resistant to coolants and lubricants
Complies with Directives 2006/95/EC, 2004/108/EC and 2006/42/EC as required by Normative UNI EN 1837*



CLIK COB Q 100÷240V-AC - 14W - IP65 - IK09

100÷240V-AC

Alimentazione:

100÷240V-AC con alimentatore integrato nella testa e cavo con spina Schuko

Voltage:

100÷240V-AC with LED driver built-in the head and cable with Schuko plug

Standard:

Modulo Led con angolo 60°

Standard:

60° LED Module

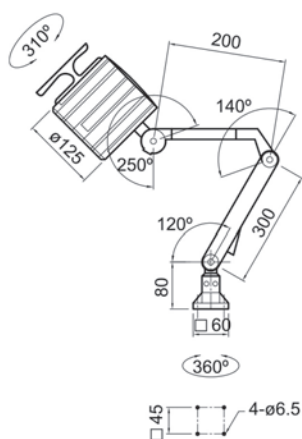
Accessori opzionali:

vetro, morsetto e staffa di fissaggio

Optional Accessories:

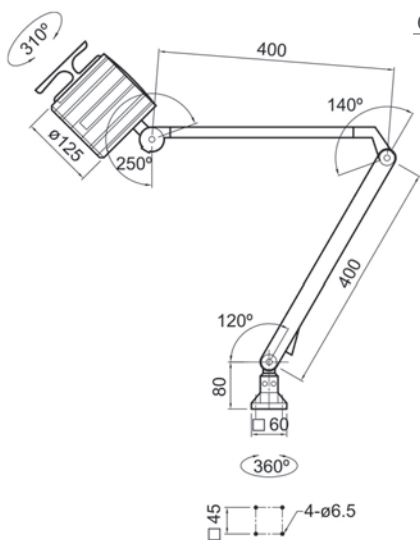
neutral glass, clamp and angle plate.

100÷240V-AC	ART.	CODE	VIN	WxLed	cable.mt	Kg
-------------	------	------	-----	-------	----------	----



CQ14 L60-M/2-100÷240V-AC 10.13.1.60.14.3 100÷240V AC 14Wx1 SP02-1,80 2,90

100÷240V-AC	ART.	CODE	VIN	WxLed	cable.mt	Kg
-------------	------	------	-----	-------	----------	----



CQ14 L60-L/2-100÷240V-AC 10.15.1.60.14.3 100÷240V AC 14Wx1 SP02-1,80 3,20

**RICAMBI STANDARD E OPTIONAL
STANDARD AND OPTIONAL SPARE PARTS**

**SCATOLA MADRE
MASTER BOX**

	NEUTRAL GLASS	CLAMP	ANGLE PLATE
ART CODE	FIL 109N 01.07.004.0	JC 01 00.11.009.7	JL 01 01.11.020.1



Qty: 6 pcs
Dimensions: 32x50x52 cm
Weight: 16/20 Kg

THE DATA ARE NOT BINDING AND CAN BE CHANGED WITHOUT ADVANCE NOTICE.



NIK LIGHT Srls
Legal Address: via Monterosa, 3/A - 20015 Parabiago (MI) - info@niklight.it
Export Dept: export@niklight.it - Tel +39 3332734437

Gen/Jan 2023
pag.9

MAGA LONG 100÷240V-AC - 14W - IP65 - IK09

IP65

14W - 1700Lm

5.700°K - 40.000h

RoHS RAEE CONFORMITY



ingrandimento 2,25x
magnification 2.25x



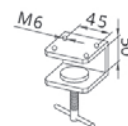
Snodi dotati di galletto per comodità di bloccaggio
Joints equipped with wing nut for comfort clamping



cavo con spina Schuko
cable with Schuko plug



Regolatore di intensità 10-100%
Brightness Adjustment range 10-100%



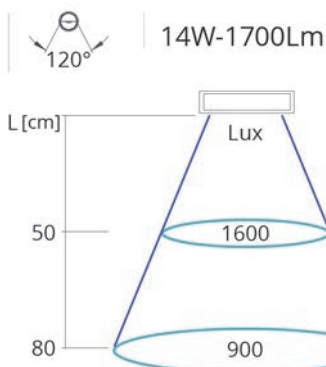
Morsetto standard
Standard clamp

CARATTERISTICHE

Fino all'85% di risparmio energetico
Basso calore
Zero manutenzione
Testa orientabile in alluminio estruso con vetro ad alta resistenza
Bracci facilmente regolabili
Resistente ai lubro-refrigeranti
Direttive 2006/95/CE, 2004/108/CE e 2006/42/CE come previsto dalla Normativa UNI EN 1837

FEATURES

*Up to 85% energy saving
Low performing heat
Zero maintenance
Technopolymer adjustable head with high resistance glass
Easily adjustable and vibration-resistant flexible arms
Resistant to coolants and lubricants
Complies with Directives 2006/95/EC, 2004/108/EC and 2006/42/EC as required by Normative UNI EN 1837*



MAGA LONG 100÷240V-AC - 14W - IP65 - IK09

100÷240V-AC

Standard:
Modulo Led con angolo 120°

Standard:
120° LED Module

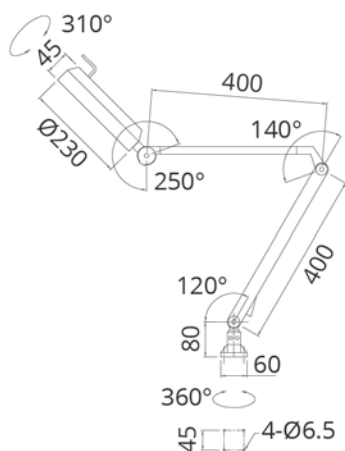
Accessori opzionali:
staffa di fissaggio

Optional Accessories:
angle plate.

Lente:
Progettato con una lente ottica di 5 diottrie (ingrandimento 2,25x rispetto all'oggetto reale), di diametro 127mm

Lens:
designed with a magnified optical lens with 127mm diameter on luminarie head giving 5 diopter of magnification 2.25x than actual object

100÷200V AC	ART.	CODE	VIN	WxLed	cable.mt	Kg
	MAGA L12-100÷240V-AC	11.01.1.12.14.3	100÷240V AC	14Wx1	CV02-1,80	3,50



RICAMBI STANDARD E OPTIONAL STANDARD AND OPTIONAL SPARE PARTS

SCATOLA MADRE MASTER BOX



Qty: 3 pcs
Dimensions: 68x37x34 cm
Weight: 11 Kg

ART JL 01
CODE 01.11.020.1

- | IP65
 - | 6W - 540Lm
 - | 6.000°K - 40.000h
 - | RoHS RAEE CONFORMITY
- CE NO UV



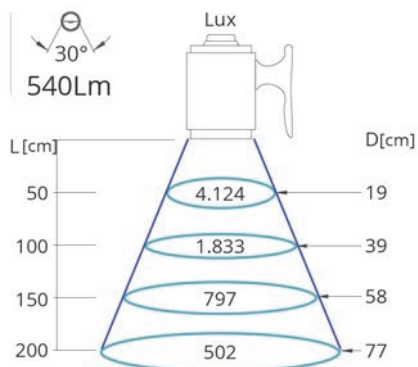
cavo con spina
Schuko
cable with Schuko
plug

CARATTERISTICHE

Fino all'85% di risparmio energetico
Basso calore
Zero manutenzione
Testa orientabile in alluminio estruso con vetro ad alta resistenza
Bracci facilmente regolabili
Resistente ai lubro-refrigeranti
Direttive 2006/95/CE, 2004/108/CE e 2006/42/CE come previsto dalla Normativa UNI EN 1837

FEATURES

Up to 85% energy saving
Low performing heat
Zero maintenance
Adjustable extruded aluminium head with high resistance glass
Easily adjustable articulated arms or vibration-resistant flexible arms
Resistant to coolants and lubricants
Complies with Directives 2006/95/EC, 2004/108/EC and 2006/42/EC as required by Normative UNI EN 1837



ILLI 100÷240V-AC - 6W - IP65 - IK09

Alimentazione:

100÷240V-AC con alimentatore integrato nella base e cavo con spina Schuko

Voltage:

100÷240V-AC with LED driver built-in the base and cable with Schuko plug

Standard:

Modulo Led con angolo 30°

Standard:

30° LED Module

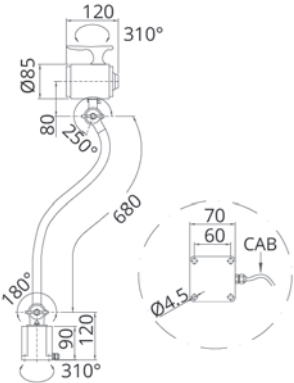
Accessori opzionali:

vetro, morsetto, staffa e base magnetica di fissaggio

Optional Accessories:


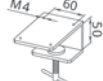


neutral glass, clamp, angle plate and magnetic base.

100÷240V-AC	ART.	CODE	VIN	WxLed	cable.mt	Kg
	IN03 L30-S-100÷240V-AC	02.01.1.30.06.1	100÷240V AC	2Wx3	SP02-1,80	1,70

100÷240V-AC	ART.	CODE	VIN	WxLed	cable.mt	Kg
	IN03 L30-F680-100÷240V-AC	02.04.1.30.06.1	100÷240V AC	2Wx3	SP02-1,80	2,50

**RICAMBI STANDARD E OPTIONAL
STANDARD AND OPTIONAL SPARE PARTS**

**SCATOLA MADRE
MASTER BOX**

	NEUTRAL GLASS	CLAMP	MAGNETIC BASE	ANGLE PLATE
				
ART CODE	FIL 65N 02.07.008.0	JC 02 00.11.010.1	JM 01 00.11.014.5	JL 02 00.11.012.1



Qty: 6 pcs
Dimensions: 32x50x52 cm
Weight: 13/15 Kg

PIK 100÷240V-AC - 6W - IP20 - IK09

IP20

6W - 540Lm

6.000°K - 40.000h

RoHS RAEE CONFORMITY



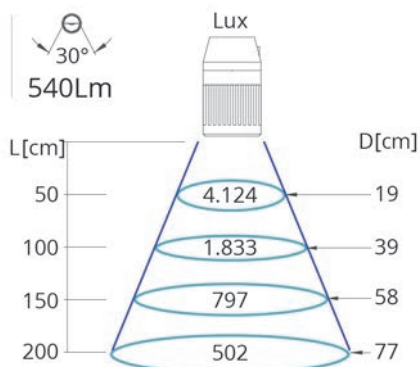
cavo con spina
Schuko
cable with Schuko
plug

CARATTERISTICHE

Fino all'85% di risparmio energetico
Basso calore
Zero manutenzione
Testa orientabile in alluminio estruso con vetro ad alta resistenza
Bracci facilmente regolabili
Resistente ai lubro-refrigeranti
Direttive 2006/95/CE, 2004/108/CE e 2006/42/CE come previsto dalla Normativa UNI EN 1837

FEATURES

*Up to 85% energy saving
Low performing heat
Zero maintenance
Technopolymer and aluminium adjustable head with high resistance glass
Easily adjustable and vibration-resistant flexible arms
Complies with Directives 2006/95/EC, 2004/108/EC and 2006/42/EC as required by Normative UNI EN 1837*



PIK 100÷240V-AC - 6W - IP20 - IK09

Alimentazione:

100÷240V-AC con alimentatore integrato nella base e cavo con spina Schuko

Voltage:

100÷240V-AC with LED driver built-in the base and cable with Schuko plug

Standard:

Modulo Led con angolo 30°

Standard:

30° LED Module

Accessori opzionali:

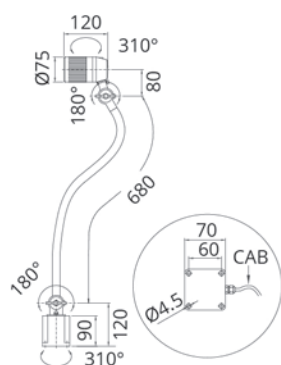
vetro, morsetto, staffa e base magnetica di fissaggio

Optional Accessories:

neutral glass, clamp, angle plate and magnetic base.

100÷240V-AC	ART.	CODE	VIN	WxLed	cabl.mt	Kg
-------------	------	------	-----	-------	---------	----

PN03 L30-F680-100÷240V-AC 03.02.1.30.06.1 100÷240V AC 2Wx3 SP02-1,80 2,20



**RICAMBI STANDARD E OPTIONAL
STANDARD AND OPTIONAL SPARE PARTS**

	NEUTRAL GLASS	CLAMP	MAGNETIC BASE	ANGLE PLATE
ART CODE	FIL 50N 03.07.001.0	JC 02 00.11.010.1	JM 01 00.11.014.5	JL 02 00.11.012.1

**SCATOLA MADRE
MASTER BOX**



Qty: 6 pcs
Dimensions: 32x50x52 cm
Weight: 15 Kg

MINI F 100÷240V-AC - 3W - IP65 - IK09

IP65

3W - 220Lm

6.000°K - 40.000h

RoHS RAEE CONFORMITY



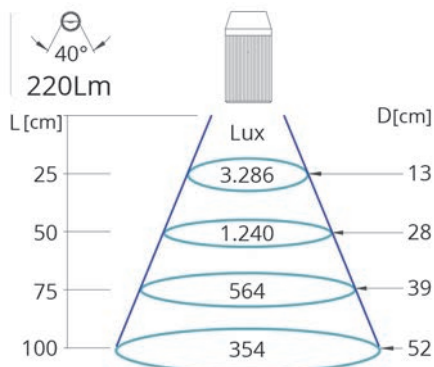
cavo con spina
Euro A10
cable with Euro A10
plug

CARATTERISTICHE

Fino all'85% di risparmio energetico
Basso calore
Zero manutenzione
Testa orientabile in alluminio estruso con vetro ad alta resistenza
Bracci facilmente regolabili
Resistente ai lubro-refrigeranti
Direttive 2006/95/CE, 2004/108/CE e 2006/42/CE come previsto dalla Normativa UNI EN 1837

FEATURES

*Up to 85% energy saving
Low performing heat
Zero maintenance
Technopolymer adjustable head with high resistance glass
Easily adjustable and vibration-resistant flexible arms
Resistant to coolants and lubricants
Complies with Directives 2006/95/EC, 2004/108/EC and 2006/42/EC as required by Normative UNI EN 1837*



MINI F 100÷240V-AC - 3W - IP65 - IK09

100÷240V-AC

Alimentazione:

100÷240V-AC con alimentatore integrato nella base e cavo con spina Euro 10A

Voltage:

100÷240V-AC with LED driver built-in the base and cable with 10A Euro plug

Standard:

Modulo Led con angolo 40°

Standard:

40° LED Module

Dimensioni disponibili:

Braccio da 500mm
Braccio da 700mm

Available size:

500mm arm
700mm arm

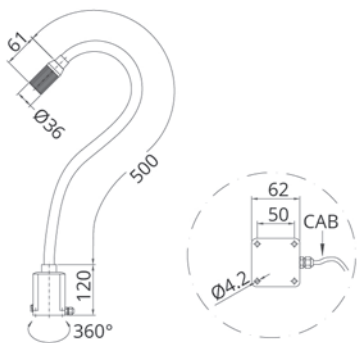
Accessori opzionali:

morsetto, staffa e base magnetica di fissaggio

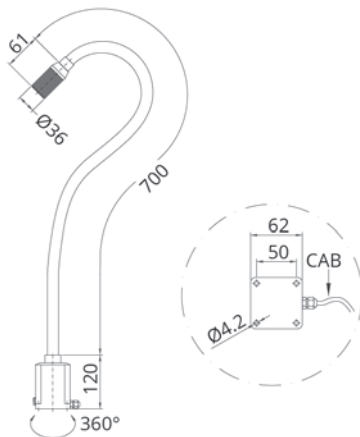
Optional Accessories:

mounting clamp, angle plate and magnetic base.

100÷240V-AC	ART.	CODE	VIN	WxLed	cabl.mt	Kg
	MN03 L40-F500-100÷240V-AC	05.01.1.40.03.1	100÷240VAC	3Wx1	SP04-1,80	0,90



100÷240V-AC	ART.	CODE	VIN	WxLed	cabl.mt	Kg
	MN03 L40-F700-100÷240V-AC	05.02.1.40.03.1	100÷240VAC	3Wx1	SP04-1,80	1,20



**RICAMBI STANDARD E OPTIONAL
STANDARD AND OPTIONAL SPARE PARTS**

**SCATOLA MADRE
MASTER BOX**

	CLAMP	ANGLE PLATE	MAGNETIC BASE
ART	JC 03	JL 05	JM 01
CODE	00.11.011.1	00.11.013.1	00.11.014.5



Qty: 5 pcs
Dimensions: 45x25x62 cm
Weight: 9 Kg

MINI Z 100÷240V-AC - 5W - IP65 - IK09

IP65

5W - 750Lm

6.000°K - 40.000h

RoHS RAEE CONFORMITY



ZOOM FOCUS
10°÷80°



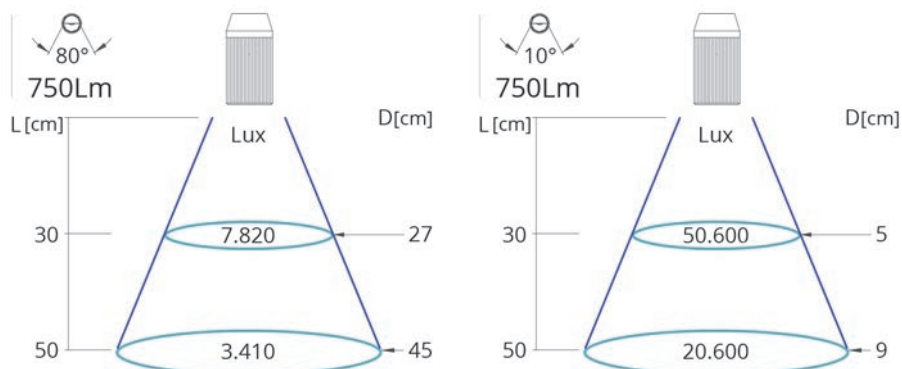
cavo con spina
Euro A10
cable with Euro A10
plug

CARATTERISTICHE

Fino all'85% di risparmio energetico
Basso calore
Zero manutenzione
Testa orientabile in alluminio estruso con vetro ad alta resistenza
Bracci facilmente regolabili
Resistente ai lubro-refrigeranti
Direttive 2006/95/CE, 2004/108/CE e 2006/42/CE come previsto dalla Normativa UNI EN 1837

FEATURES

*Up to 85% energy saving
Low performing heat
Zero maintenance
Technopolymer adjustable head with high resistance glass
Easily adjustable and vibration-resistant flexible arms
Resistant to coolants and lubricants
Complies with Directives 2006/95/EC, 2004/108/EC and 2006/42/EC as required by Normative UNI EN 1837*



MINI Z 100÷240V-AC - 5W - IP65 - IK09

100÷240V-AC

Zoom:
| angolo illuminazione variabile da 10° a 80°

Zoom:
| adjustable lighting angle from 10° to 80°

Alimentazione:
| 100÷240V-AC con alimentatore integrato nella base e cavo con spina Euro 10A

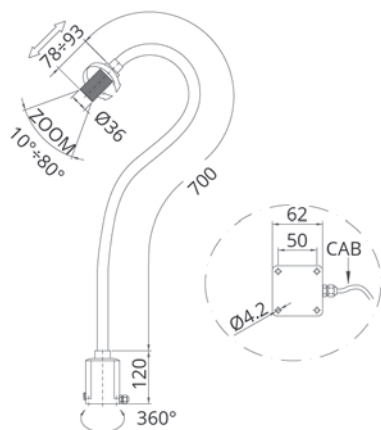
Voltage:
| 100÷240V-AC with LED driver built-in the base and cable with 10A Euro plug

Accessori opzionali:
| morsetto, staffa e base magnetica di fissaggio

Optional Accessories:
| mounting clamp, angle plate and magnetic base.

100÷240V-AC	ART.	CODE	VIN	WxLed	cable.mt	Kg
-------------	------	------	-----	-------	----------	----

MN05 LZ-F700-100÷240V-AC 06.02.1.01.05.1 100÷240V AC 5Wx1 SP04-1,80 1,30



RICAMBI STANDARD E OPTIONAL STANDARD AND OPTIONAL SPARE PARTS

	CLAMP	ANGLE PLATE	MAGNETIC BASE
ART CODE	JC 03 00.11.011.1	JL 05 00.11.013.1	JM 01 00.11.014.5

SCATOLA MADRE MASTER BOX



Qty: 5 pcs
Dimensions: 45x25x62 cm
Weight: 9 Kg

THE DATA ARE NOT BINDING AND CAN BE CHANGED WITHOUT ADVANCE NOTICE.

WIDE1 100÷240V-AC - 20W - 40W - IP67 - IK09

IP67

20w - 2490Lm

40w - 4980Lm

6.000°K - 40.000h

RoHS RAEE CONFORMITY



Versione WIDE1 P
con Pressa-cavo
WIDE1 P version with cable
clamp



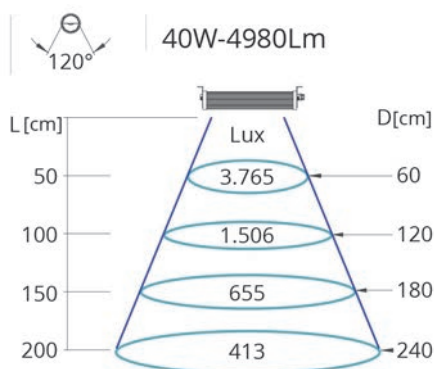
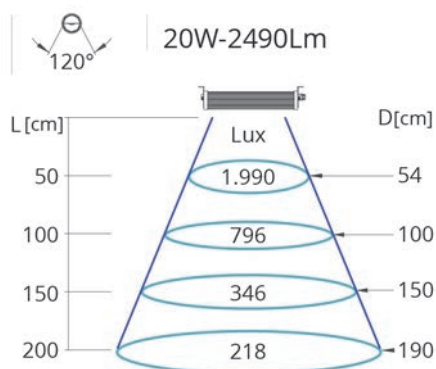
cavo con spina
Schuko
cable with Schuko
plug

CARATTERISTICHE

Fino all'85% di risparmio energetico
Basso calore
Zero manutenzione
Struttura in alluminio
Dotata di vetro ad alta resistenza e griglia di lenti anti-irritazione per gli occhi
Resistente ai lubrificanti e refrigeranti
Direttive 2006/95/CE, 2004/108/CE e 2006/42/CE come previsto dalla Normativa UNI EN 1837

FEATURES

Up to 85% energy saving
Low performing heat
Zero maintenance
Aluminium structure
Equipped with high resistance glass and anti-irritation lens grid
Resistant to coolants and lubricants
Complies with Directives 2006/95/EC, 2004/108/EC and 2006/42/EC as required by Normative UNI EN 1837



WIDE1 100÷240V-AC - 20W - 40W - IP67 - IK09

2 versioni di potenza e lunghezza:

- **WIDE1-201** con **1 Set** di Led (Nr.48) per una potenza totale di **20W**
- **WIDE1-202** con **2 Set** di Led (Nr.96) per una potenza totale di **40W**

Alimentazione:

- **100÷240V-AC** con Pressa-cavo e cavo con spina Schuko

Standard:

- alimentatore integrato e supporti di fissaggio basculanti

2 power and length options:

- **WIDE1-201** with **1 Set** of LEDs (No.48) for a total of **20W**
- **WIDE1-202** with **2 Sets** of LEDs (No.96) for a total of **40W**

Voltage

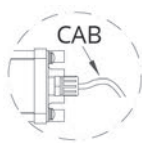
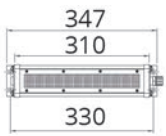
- 100÷240V-AC** with cable clamp and cable with Schuko plug

Standard:

- built-in LED driver and tilting mounting supports

WIDE1 P - 20W con Pressacavo WIDE1 P - 20W with cable clamp

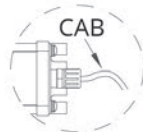
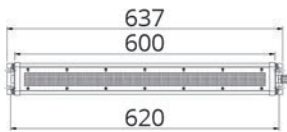
ART.	CODE	VIN	WxLed	cable.mt	Kg
------	------	-----	-------	----------	----



WIDE1 201P-100÷240V-AC	08.03.1.12.20.3	100÷240V AC	20W	SP02 1,80	1,30
------------------------	-----------------	-------------	-----	-----------	------

WIDE1 P - 40W con Pressacavo WIDE1 P - 40W with cable clamp

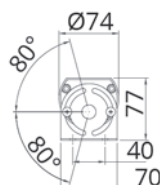
ART.	CODE	VIN	WxLed	cable.mt	Kg
------	------	-----	-------	----------	----



WIDE1 202P-100÷240V-AC	08.05.1.12.40.3	100÷240V AC	40W	SP02 1,80	2,50
------------------------	-----------------	-------------	-----	-----------	------

STAFFE ORIENTABILI INCLUSE
ADJUSTABLE CLAMPS INCLUDED

SCATOLA MADRE
MASTER BOX



Qty: 6 pcs
Dimensions (20W):
64x36x25 cm
Weight: 13 Kg

Dimensions (40W):
92x30x37 cm
Weight: 20Kg

CLIK COB 24V-AC/DC - 14W - IP65 - IK09

- | IP65
- | 24V-AC/DC
- | 14W - 1120Lm
- | 6.000°K - 40.000h
- | RoHS RAEE CONFORMITY



Snodi dotati di galletto per comodità di bloccaggio
Joints equipped with wing nut for comfort clamping



Interruttore ergonomico on/off
Ergonomic on/off switch



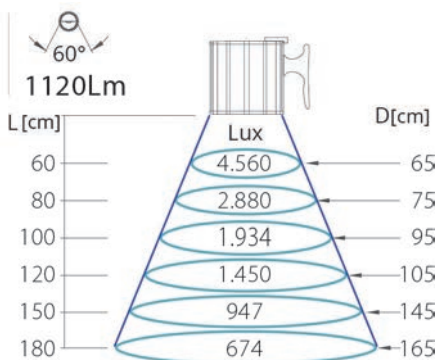
cavo senza spina
 cable without Plug

CARATTERISTICHE

Fino all'85% di risparmio energetico
Basso calore
Zero manutenzione
Testa orientabile in alluminio estruso con vetro ad alta resistenza
Bracci facilmente regolabili
Resistente ai lubro-refrigeranti
Direttive 2006/95/CE, 2004/108/CE e 2006/42/CE come previsto dalla Normativa UNI EN 1837

FEATURES

*Up to 85% energy saving
Low performing heat
Zero maintenance
Adjustable extruded aluminium head with high resistance glass
Easily adjustable arms
Resistant to coolants and lubricants
Complies with Directives 2006/95/EC, 2004/108/EC and 2006/42/EC as required by Normative UNI EN 1837*



CLIK COB 24V-AC/DC - 14W - IP65 - IK09

Alimentazione:

24V-AC/DC con alimentatore integrato nella base e cavo bipolare

Voltage:

24V-AC/DC with LED driver built-in the base and 2-pole cable

Standard:

Modulo Led con angolo 60°

Standard:

60° LED Module

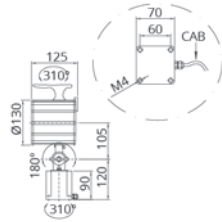
Accessori opzionali:

vetro, morsetto e staffa di fissaggio

Optional Accessories:

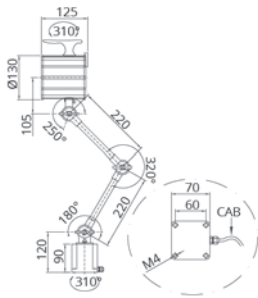
neutral glass, clamp and angle plate.

24V-AC/DC	ART.	CODE	VIN	WxLed	cable.mt	Kg
-----------	------	------	-----	-------	----------	----



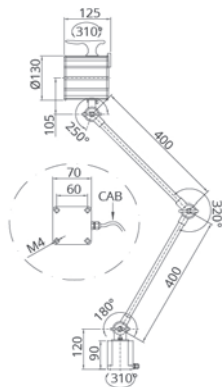
CC14 L60-S-24V-AC/DC	10.10.2.60.14.3	24V AC/DC	14Wx1	CV02-1,80	2,20
----------------------	-----------------	-----------	-------	-----------	------

24V-AC/DC	ART.	CODE	VIN	WxLed	cable.mt	Kg
-----------	------	------	-----	-------	----------	----



CC14 L60-M/2-24V-AC/DC	10.11.2.60.14.3	24V AC/DC	14Wx1	CV02-1,80	2,90
------------------------	-----------------	-----------	-------	-----------	------

24V-AC/DC	ART.	CODE	VIN	WxLed	cable.mt	Kg
-----------	------	------	-----	-------	----------	----



CC14 L60-L/2-24V-AC/DC	10.12.2.60.14.3	24V AC/DC	14Wx1	CV02-1,80	3,20
------------------------	-----------------	-----------	-------	-----------	------

RICAMBI STANDARD E OPTIONAL STANDARD AND OPTIONAL SPARE PARTS

SCATOLA MADRE MASTER BOX

NEUTRAL GLASS



ART FIL 109N
CODE 01.07.004.0

CLAMP



ART JC 02
CODE 00.11.010.1

ANGLE PLATE



ART JL 02
CODE 00.11.012.1



Qty: 6 pcs
Dimensions: 32x50x52 cm
Weight: 16/20 Kg

CLIK COB 24V-AC/DC - 20W - IP65 - IK09

- | IP65
- | 24V-AC/DC
- | 20W - 2600Lm
- | 6.000°K - 40.000h
- | RoHS RAEE CONFORMITY



Snodi dotati di galletto per comodità di bloccaggio
Joints equipped with wing nut for comfort clamping



Interruttore ergonomico on/off
Ergonomic on/off switch



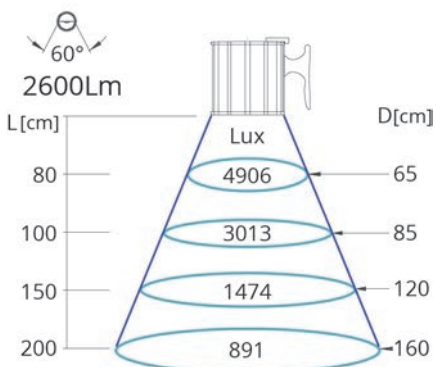
cavo senza spina
cabl without Plug

CARATTERISTICHE

Fino all'85% di risparmio energetico
Basso calore
Zero manutenzione
Testa orientabile in alluminio estruso con vetro ad alta resistenza
Bracci facilmente regolabili
Resistente ai lubro-refrigeranti
Direttive 2006/95/CE, 2004/108/CE e 2006/42/CE come previsto dalla Normativa UNI EN 1837

FEATURES

*Up to 85% energy saving
Low performing heat
Zero maintenance
Adjustable extruded aluminium head with high resistance glass
Easily adjustable arms
Resistant to coolants and lubricants
Complies with Directives 2006/95/EC, 2004/108/EC and 2006/42/EC as required by Normative UNI EN 1837*



CLIK COB 24V-AC/DC - 20W - IP65 - IK09

Alimentazione:

24V-AC/DC con alimentatore integrato nella testa e cavo bipolare

Voltage:

24V-AC/DC with LED driver built-in the head and 2-pole cable

Standard:

Modulo Led con angolo 60°

Standard:

60° LED Module

Accessori opzionali:

vetro, morsetti e staffa di fissaggio

Optional Accessories:

neutral glass, clamps and angle plate.

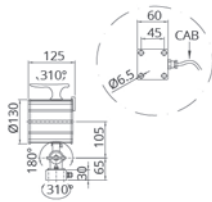
Opzionale:

con base piccola, cavo senza spina alimentatore esterno a richiesta

Optional:

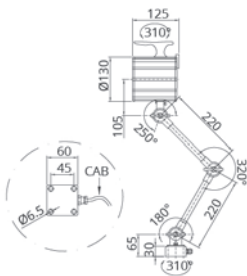
with small base, cable without plug external driver on request

24V-AC/DC	ART.	CODE	VIN	WxLed	cable.mt	Kg
-----------	------	------	-----	-------	----------	----



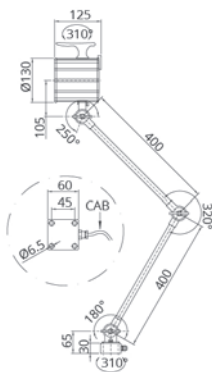
CC20 L60-S-24V-AC/DC	10.04.2.60.20.3	24V AC/DC	20Wx1	CV02-1,80	2,20
----------------------	-----------------	-----------	-------	-----------	------

24V-AC/DC	ART.	CODE	VIN	WxLed	cable.mt	Kg
-----------	------	------	-----	-------	----------	----



CC20 L60-M/2-24V-AC/DC	10.05.2.60.20.3	24V AC/DC	20Wx1	CV02-1,80	2,90
------------------------	-----------------	-----------	-------	-----------	------

24V-AC/DC	ART.	CODE	VIN	WxLed	cable.mt	Kg
-----------	------	------	-----	-------	----------	----



CC20 L60-L/2-24V-AC/DC	10.06.2.60.20.3	24V AC/DC	20Wx1	CV02-1,80	3,20
------------------------	-----------------	-----------	-------	-----------	------

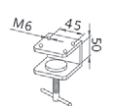
RICAMBI STANDARD E OPTIONAL STANDARD AND OPTIONAL SPARE PARTS

NEUTRAL GLASS



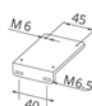
ART FIL 109N
CODE 01.07.004.0

CLAMP CLIK 24V-AC/DC



JC 01
01.11.009.7

ANGLE PLATE



JL 01
01.11.020.1

SCATOLA MADRE MASTER BOX



Qty: 6 pcs
Dimensions: 32x50x52 cm
Weight: 16/20 Kg

CLIK COB Q 24V-AC/DC - 14W - IP65 - IK09

IP65
24V-AC/DC
14W - 1120Lm
6.000°K - 40.000h
RoHS RAEE CONFORMITY



Snodi dotati di galletto per comodità di bloccaggio
Joints equipped with wing nut for comfort clamping



Interruttore ergonomico on/off
Ergonomic on/off switch



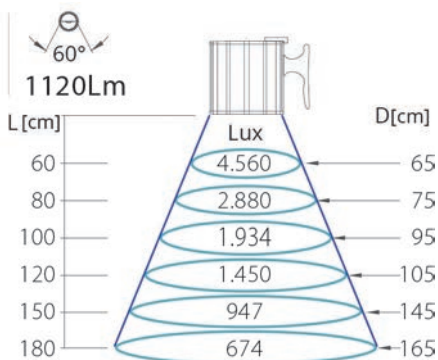
cavo senza spina
 cable without Plug

CARATTERISTICHE

Fino all'85% di risparmio energetico
Basso calore
Zero manutenzione
Testa orientabile in alluminio estruso con vetro ad alta resistenza
Bracci facilmente regolabili
Resistente ai lubro-refrigeranti
Direttive 2006/95/CE, 2004/108/CE e 2006/42/CE come previsto dalla Normativa UNI EN 1837

FEATURES

*Up to 85% energy saving
Low performing heat
Zero maintenance
Adjustable extruded aluminium head with high resistance glass
Easily adjustable arms
Resistant to coolants and lubricants
Complies with Directives 2006/95/EC, 2004/108/EC and 2006/42/EC as required by Normative UNI EN 1837*



CLIK COB Q 24V-AC/DC - 14W - IP65 - IK09

Alimentazione:

24V-AC/DC con alimentatore integrato nella testa e cavo bipolare

Voltage:

24V-AC/DC with LED driver built-in the head and 2-pole cable

Standard:

Modulo Led con angolo 60°

Standard:

60° LED Module

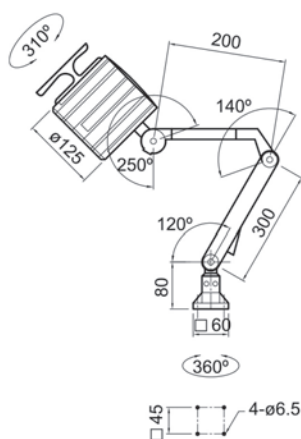
Accessori opzionali:

vetro, morsetto e staffa di fissaggio

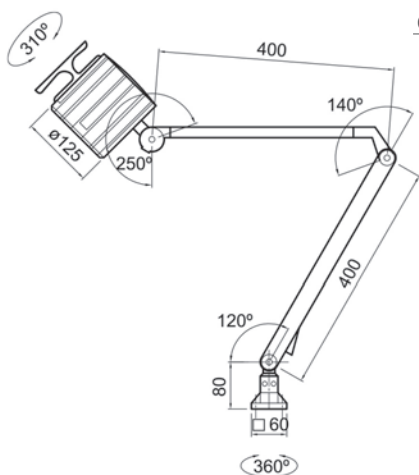
Optional Accessories:

neutral glass, clamp and angle plate.


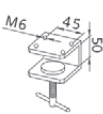

100÷240V-AC	ART.	CODE	VIN	WxLed	cable.mt	Kg
	CQ14 L60-M/2-24V-AC	10.14.2.60.14.3	24V AC/DC	14Wx1	SP02-1,80	2,90



100÷240V-AC	ART.	CODE	VIN	WxLed	cable.mt	Kg
	CQ14 L60-L/2-24V-AC	10.16.2.60.14.3	24V AC/DC	14Wx1	SP02-1,80	3,20



RICAMBI STANDARD E OPTIONAL STANDARD AND OPTIONAL SPARE PARTS

	NEUTRAL GLASS	CLAMP	ANGLE PLATE
			
ART CODE	FIL 109N 01.07.004.0	JC 01 00.11.009.7	JL 01 01.11.020.1

SCATOLA MADRE MASTER BOX



Qty: 6 pcs
Dimensions: 32x50x52 cm
Weight: 16/20 Kg

- | IP65
 - | 6W - 540Lm
 - | 6.000°K - 40.000h
 - | RoHS RAEE CONFORMITY
- CE NO UV



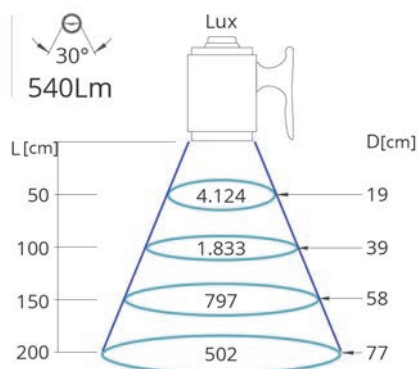
cavo senza spina
cable without plug

CARATTERISTICHE

Fino all'85% di risparmio energetico
Basso calore
Zero manutenzione
Testa orientabile in alluminio estruso con vetro ad alta resistenza
Bracci facilmente regolabili
Resistente ai lubro-refrigeranti
Direttive 2006/95/CE, 2004/108/CE e 2006/42/CE come previsto dalla Normativa UNI EN 1837

FEATURES

*Up to 85% energy saving
Low performing heat
Zero maintenance
Adjustable extruded aluminium head with high resistance glass
Easily adjustable articulated arms or vibration-resistant flexible arms
Resistant to coolants and lubricants
Complies with Directives 2006/95/EC, 2004/108/EC and 2006/42/EC as required by Normative UNI EN 1837*



ILLI 24V-AC/DC - 6W - IP65 - IK09

Alimentazione:

24V-AC/DC con alimentatore integrato nella base e cavo bipolare

Voltage:

24V-AC/DC with LED driver built-in the base and 2-pole cable

Standard:

Modulo Led con angolo 30°

Standard:

30° LED Module

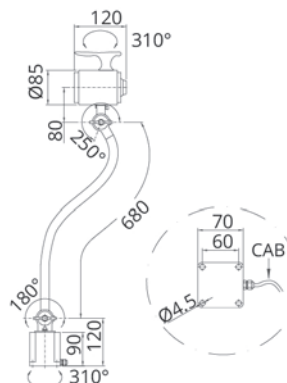
Accessori opzionali:

vetro, morsetto, staffa e base magnetica di fissaggio

Optional Accessories:

neutral glass, clamp, angle plate and magnetic base.

24V-AC/DC	ART.	CODE	VIN	WxLed	cable.mt	Kg
	IN03 L30-S-24V-AC/DC	02.01.2.30.06.1	24V AC/DC	2Wx3	CV02-1,80	1,50

24V-AC/DC	ART.	CODE	VIN	WxLed	cable.mt	Kg
	IN03 L30-F680-24V-AC/DC	02.04.2.30.06.1	24V AC/DC	2Wx3	CV02-1,80	2,50

RICAMBI STANDARD E OPTIONAL STANDARD AND OPTIONAL SPARE PARTS

	NEUTRAL GLASS	CLAMP	MAGNETIC BASE	ANGLE PLATE
ART CODE	FIL 65N 02.07.008.0	JC 02 00.11.010.1	JM 01 00.11.014.5	JL 02 00.11.012.1

SCATOLA MADRE MASTER BOX



Qty: 6 pcs
Dimensions: 32x50x52 cm
Weight: 13/15 Kg

PIK 24V-AC/DC - 6W - IP20 - IK09

IP20

6W - 540Lm

6.000°K - 40.000h

RoHS RAEE CONFORMITY



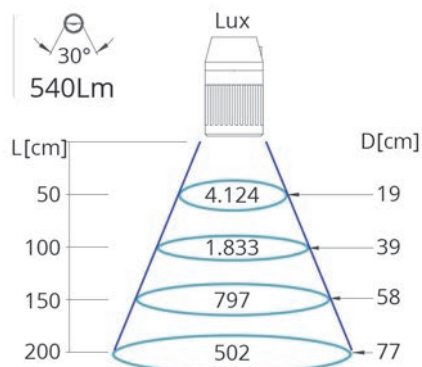
cavo senza spina
cable without plug

CARATTERISTICHE

Fino all'85% di risparmio energetico
Basso calore
Zero manutenzione
Testa orientabile in alluminio estruso con vetro ad alta resistenza
Bracci facilmente regolabili
Resistente ai lubro-refrigeranti
Direttive 2006/95/CE, 2004/108/CE e 2006/42/CE come previsto dalla Normativa UNI EN 1837

FEATURES

*Up to 85% energy saving
Low performing heat
Zero maintenance
Technopolymer and aluminium adjustable head with high resistance glass
Easily adjustable and vibration-resistant flexible arms
Complies with Directives 2006/95/EC, 2004/108/EC and 2006/42/EC as required by Normative UNI EN 1837*



PIK 24V-AC/DC - 6W - IP20 - IK09

Alimentazione:

24V-AC/DC con alimentatore integrato nella base e cavo bipolare

Voltage:

24V-AC/DC with LED driver built-in the base and bipolar cable

Standard:

Modulo led con angolo 30°

Standard:

30° LED Module

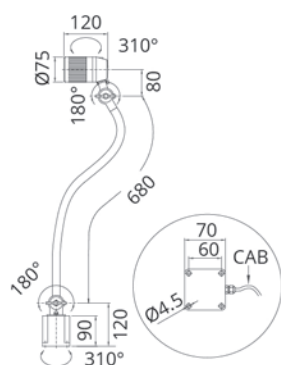
Accessori opzionali:

vetro, morsetto, staffa e base magnetica di fissaggio

Optional Accessories:

neutral glass, clamp, angle plate and magnetic base.

24V-AC/DC	ART.	CODE	VIN	WxLed	cable.mt	Kg
	PN03 L30-F680-24V-AC/DC	03.02.2.30.06.1	24V AC/DC	2Wx3	CV02-1,80	2,20



RICAMBI STANDARD E OPTIONAL STANDARD AND OPTIONAL SPARE PARTS

	NEUTRAL GLASS	CLAMP	MAGNETIC BASE	ANGLE PLATE
ART CODE	FIL 50N 03.07.001.0	JC 02 00.11.010.1	JM 01 00.11.014.5	JL 02 00.11.012.1

SCATOLA MADRE MASTER BOX



Qty: 6 pcs
Dimensions: 32x50x52 cm
Weight: 15 Kg

MINI F 24V-AC/DC - 3W - IP65 - IK09

- | IP65
- | 3W - 220Lm
- | 6.000°K - 40.000h
- | RoHS RAEE CONFORMITY



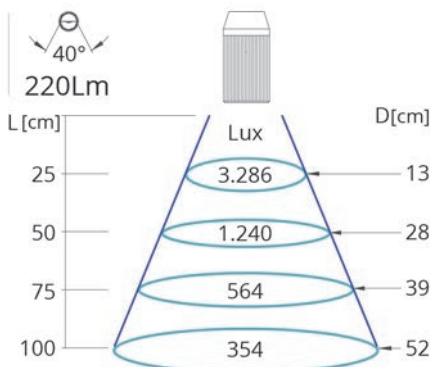
cavo senza spina
cable without plug

CARATTERISTICHE

Fino all'85% di risparmio energetico
Basso calore
Zero manutenzione
Testa orientabile in alluminio estruso con vetro ad alta resistenza
Bracci facilmente regolabili
Resistente ai lubro-refrigeranti
Direttive 2006/95/CE, 2004/108/CE e 2006/42/CE come previsto dalla Normativa UNI EN 1837

FEATURES

*Up to 85% energy saving
Low performing heat
Zero maintenance
Technopolymer adjustable head with high resistance glass
Easily adjustable and vibration-resistant flexible arms
Resistant to coolants and lubricants
Complies with Directives 2006/95/EC, 2004/108/EC and 2006/42/EC as required by Normative UNI EN 1837*



MINI F 24V-AC/DC - 3W - IP65 - IK09

Alimentazione:

24V-AC/DC con alimentatore integrato nella base e cavo bipolare

Standard:

Modulo Led con angolo 40°

Dimensioni disponibili:

Braccio da 500mm
Braccio da 700mm

Accessori opzionali:

morsetto, staffa e base magnetica di fissaggio

Voltage:

24V-AC/DC with LED driver built-in the base and 2-pole cable

Standard:

40° LED Module

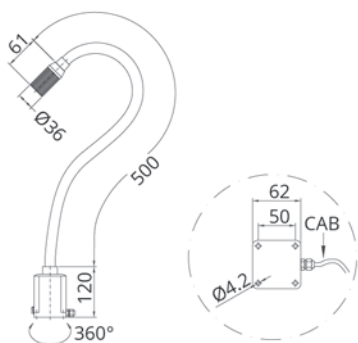
Available size:

500mm arm
700mm arm

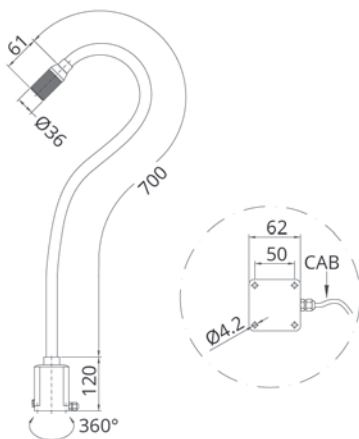
Optional Accessories:

mounting clamp, angle plate and magnetic base.

24V-AC/DC	ART.	CODE	VIN	WxLed	cabl.mt	Kg
	MN03 L40-F500-24V-AC/DC	05.01.2.40.03.1	24V AC/DC	3Wx1	CV02-1,80	0,80



24V-AC/DC	ART.	CODE	VIN	WxLed	cabl.mt	Kg
	MN03 L40-F700-24V-AC/DC	05.02.2.40.03.1	24V AC/DC	3Wx1	CV02-1,80	1,30



RICAMBI STANDARD E OPTIONAL STANDARD AND OPTIONAL SPARE PARTS

	CLAMP	ANGLE PLATE	MAGNETIC BASE
ART	JC 03	JL 05	JM 01
CODE	00.11.011.1	00.11.013.1	00.11.014.5

SCATOLA MADRE MASTER BOX



Qty: 5 pcs
Dimensions: 45x25x62 cm
Weight: 9 Kg

MINI Z 24V-AC/DC - 5W - IP65 - IK09

- | IP65
- | 5W - 750Lm
- | 6.000°K - 40.000h
- | RoHS RAEE CONFORMITY



ZOOM FOCUS
10°÷80°



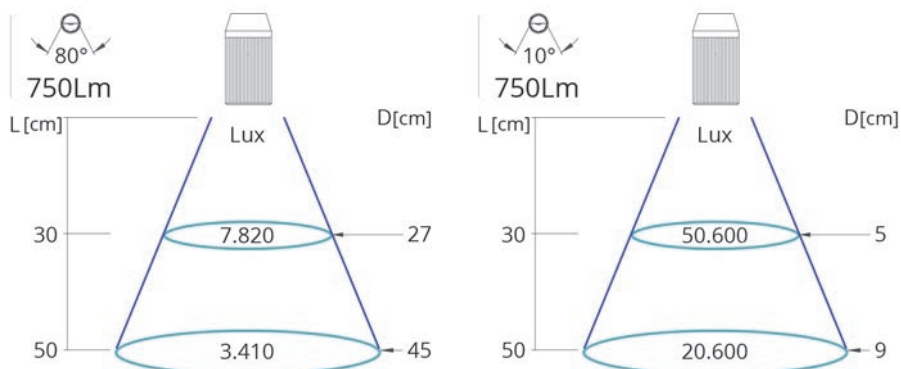
cavo senza spina
cable without plug

CARATTERISTICHE

Fino all'85% di risparmio energetico
Basso calore
Zero manutenzione
Testa orientabile in alluminio estruso con vetro ad alta resistenza
Bracci facilmente regolabili
Resistente ai lubro-refrigeranti
Direttive 2006/95/CE, 2004/108/CE e 2006/42/CE come previsto dalla Normativa UNI EN 1837

FEATURES

*Up to 85% energy saving
Low performing heat
Zero maintenance
Technopolymer adjustable head with high resistance glass
Easily adjustable and vibration-resistant flexible arms
Resistant to coolants and lubricants
Complies with Directives 2006/95/EC, 2004/108/EC and 2006/42/EC as required by Normative UNI EN 1837*



MINI Z 24V-AC/DC - 5W - IP65 - IK09

Zoom:
| angolo illuminazione variabile da 10° a 80°

Alimentazione:
| 24V-AC/DC con alimentatore integrato nella base e cavo bipolare

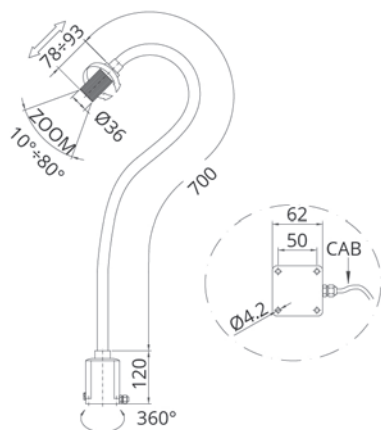
Accessori opzionali:
| morsetto, staffa e base magnetica di fissaggio

Zoom:
| adjustable lighting angle from 10° to 80°

Voltage:
| 24V-AC/DC with LED driver built-in the base and 2-pole cable

Optional Accessories:
| mounting clamp, angle plate and magnetic base.

24V-AC/DC	ART.	CODE	VIN	WxLed	cable.mt	Kg
	MN05 LZ-F700-24V-AC/DC	06.02.2.01.05.1	24V AC/DC	5Wx1	CV02-1,80	1,30



24V-AC/DC

RICAMBI STANDARD E OPTIONAL STANDARD AND OPTIONAL SPARE PARTS

	CLAMP	ANGLE PLATE	MAGNETIC BASE
ART	JC 03	JL 05	JM 01
CODE	00.11.011.1	00.11.013.1	00.11.014.5

SCATOLA MADRE MASTER BOX



Qty: 5 pcs
Dimensions: 45x25x62 cm
Weight: 9 Kg

THE DATA ARE NOT BINDING AND CAN BE CHANGED WITHOUT ADVANCE NOTICE.

LEDY 24V-AC/DC - 5W - 10W - 15W - IP67 - IK09

IP67

5W - 700Lm

10w - 1400Lm

15w - 2000Lm

6.000°K - 30.000h

RoHS RAEE CONFORMITY



Connettore dritto
con cavo 5mt/10mt
*Straight Female connector
with power cable 5mt/10mt*



Connettore a 90°
con cavo 5mt/10mt
*90° Female connector
with power cable 5mt/10mt*



Valvola GORE
sul tappo di chiusura
GORE valv



Connettore M12
a 4-poli
*M12 connector
at 4-pin*

CARATTERISTICHE

Fino all'85% di risparmio energetico
Basso calore
Zero manutenzione
Struttura in alluminio, copertura anti-riflesso e tubo esterno in acrilico o vetro
Ideale per applicazioni antinfortunistiche su mini-macchine e spazi ristretti
Resistente ai lubro-refrigeranti
Direttive 2006/95/CE, 2004/108/CE e 2006/42/CE come previsto dalla Normativa UNI EN 1837

Standard:

- alimentatore 24V-AC/DC integrato
- tubo esterno in acrilico (vetro in opzione)
- connettore maschio M12 a 4 poli
- 1 coppia di clip di fissaggio
- Valvola Gore

ATTENZIONE:

bisogna sempre ordinare i connettori Femmina con cavo a scelta tra:

- **Connettore femmina Dritto** con cavo da 5 mt.
- **Connettore femmina a 90°** con cavo da 5 mt.

FEATURES

*Up to 85% energy saving
Low performing heat
Zero maintenance
Aluminium structure
Ideal for health and safety applications, for small machines and in tight spaces
Resistant to coolants and lubricants
Complies with Directives 2006/95/EC, 2004/108/EC and 2006/42/EC as required by Normative UNI EN 1837*

Standard:

- **24V-DC** built-in LED driver
- *outer tube in acrylic (glass in option)*
- *M12 male connector at 4-pin*
- *1 couple of fixing clips*
- *Gore valve*

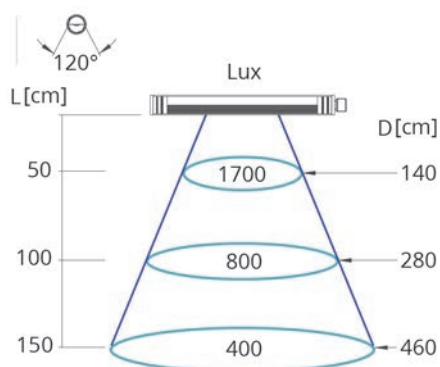
ATTENTION:

Always remember to order the female connectors of your choice between:

- **Straight female connector** with 5mt power cable
- **90° female connector** with 5mt power cable

LEDY 24V-AC/DC - 5W - 10W - 15W - IP67 - IK09


5W - 700Lm con connettore maschio
5W - 700Lm - with male connector



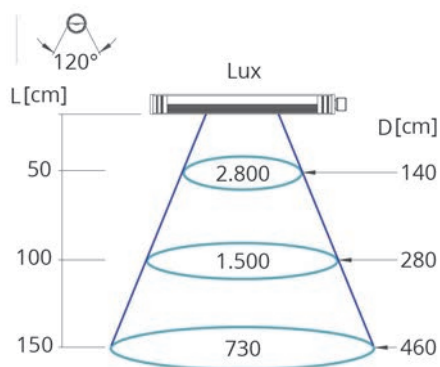
ART.	CODE	VIN	WxLed	cable.mt	Kg
Con tubo in acrilico Ø26mm With acrylic tube Ø26mm					
LEDY-5WA-24V-AC/DC	07.07.2.12.05.3	24VAC/DC	5W	*	0,25

Con tubo in vetro Ø28mm With glass tube Ø28mm					
LEDY-5WG-24V-AC/DC	07.08.2.12.05.3	24VAC/DC	5W	*	0,30

[*Connettore femmina a scelta tra: guarda fondo pagina](#)
[*Female connectors at choice: see below](#)




10W - 1400Lm con connettore maschio
10W - 1400Lm - with male connector



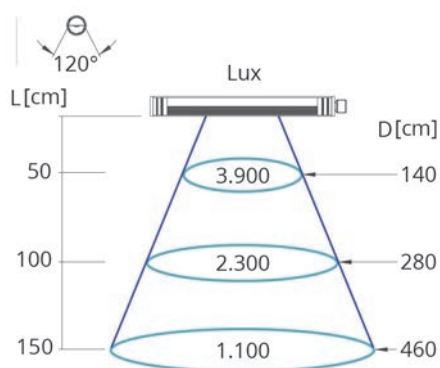
ART.	CODE	VIN	WxLed	cable.mt	Kg
Con tubo in acrilico Ø26mm With acrylic tube Ø26mm					
LEDY-10WA-24V-AC/DC	07.09.2.12.10.3	24VAC/DC	10W	*	0,40

Con tubo in vetro Ø28mm With glass tube Ø28mm					
LEDY-10WG-24V-AC/DC	07.10.2.12.10.3	24VAC/DC	10W	*	0,55

[*Connettore femmina a scelta tra: guarda fondo pagina](#)
[*Female connectors at choice: see below](#)




15W - 2000Lm con connettore maschio
15W - 2000Lm - with male connector



ART.	CODE	VIN	WxLed	cable.mt	Kg
Con tubo in acrilico Ø26mm With acrylic tube Ø26mm					
LEDY-15WA-24V-AC/DC	07.11.2.12.15.3	24VAC/DC	15W	*	0,60

Con tubo in vetro Ø28mm With glass tube Ø28mm					
LEDY-15WG-24V-AC/DC	07.12.2.12.15.3	24VAC/DC	15W	*	0,80

[*Connettore femmina a scelta tra: guarda fondo pagina](#)
[*Female connectors at choice: see below](#)



RICAMBI STANDARD E OPTIONAL STANDARD AND OPTIONAL SPARE PARTS

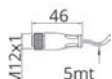
*CONNETTORE FEMMINA *FEMALE CONNECTORS

FIXING CLIPS
(Nr.1 = 2 PCS)



ART CLIP01
CODE 07.11.003.3

STRAIGHT CONNECTOR
WITH CABLE 5MT



ART C12F4-00+CAB5
CODE 00.09.004.1

90° CONNECTOR
WITH CABLE 5MT



ART C12F4-90+CAB5
CODE 00.09.003.1

STRAIGHT CONNECTOR
WITH CABLE 10MT



ART C12F4-00+CAB10
CODE 00.09.011.1

90° CONNECTOR
WITH CABLE 10MT



ART C12F4-90+CAB10
CODE 00.09.010.1

WIDE1 24V-AC/DC - 20W - 40W - IP67 - IK09

IP67

20w - 2490 Lm

40w - 4980 Lm

6.000°K - 40.000h

RoHS RAEE CONFORMITY



Connettore dritto
con cavo 5mt/10mt
*Straight Female connector with
power cable 5mt/10mt*



Connettore a 90°
con cavo 5mt/10mt
*90° Female connector with
power cable 5mt/10mt*



Versione WIDE1 C con
Connettore M12 a 4-poli
*WIDE1 C version with M12 Male
connector at 4-pin*



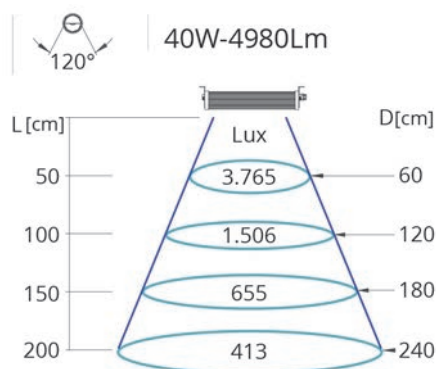
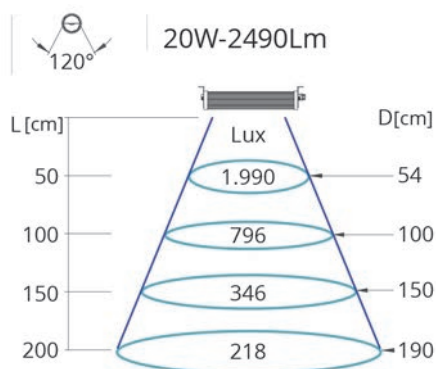
Versione WIDE1 P
con Pressa-cavo
*WIDE1 P version with cable
clamp*

CARATTERISTICHE

Fino all'85% di risparmio energetico
Basso calore
Zero manutenzione
Struttura in alluminio
Dotata di vetro ad alta resistenza e griglia di lenti anti-irritazione per gli occhi
Resistente ai lubro-refrigeranti
Direttive 2006/95/CE, 2004/108/CE e 2006/42/CE come previsto dalla Normativa UNI EN 1837

FEATURES

*Up to 85% energy saving
Low performing heat
Zero maintenance
Aluminium structure
Equipped with high resistance glass and anti-irritation lens grid
Resistant to coolants and lubricants
Complies with Directives 2006/95/EC, 2004/108/EC and 2006/42/EC as required by Normative UNI EN 1837*



WIDE1 24V-AC/DC - 20W - 40W - IP67 - IK09

2 versioni di potenza e lunghezza:

- **WIDE1-201** con 1 Set di Led (Nr.48) per una potenza totale di **20W**
- **WIDE1-202** con 2 Set di Led (Nr.96) per una potenza totale di **40W**

Alimentazione:

alimentatore **24V-AC/DC** integrato e supporti di fissaggio basculanti

ATTENZIONE:

per le *** WIDE1 C** bisogna sempre ordinare i **connettori**

Femmina con cavo a scelta tra:

- **Connettore Femmina Dritto** con cavo da 5 mt.
- **Connettore Femmina a 90°** con cavo da 5 mt.

2 power and length options:

- **WIDE1-201** with **1 Set** of LEDs (No.48) for a total of **20W**
- **WIDE1-202** with **2 Sets** of LEDs (No.96) for a total **40W**

Voltage

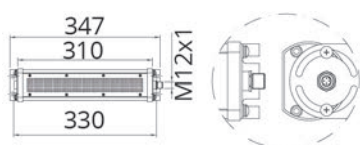
24V-AC/DC built-in LED driver and tilting mounting supports

ATTENTION:

For *** WIDE1 C** Always remember to order the female connectors of your choice between:

- **Straight female connector** with 5mt power cable
- **90° female connector** with 5mt power cable

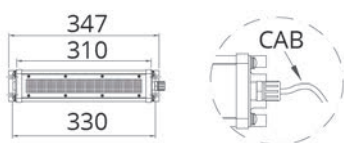
WIDE1 C - 20W con Connettore Maschio WIDE1 C - 20W with Male Connector



ART.	CODE	VIN	WxLed	cable.mt	Kg
WIDE1 201C-24V-AC/DC	08.01.2.12.20.3	24VAC/DC	20W	*	1,60

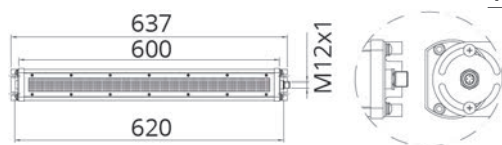
[*Connettore femmina a scelta tra: guarda fondo pagina](#)
[*Female Connectors at choice: see below](#)

WIDE1 P - 20W con Pressacavo WIDE1 P - 20W with cable clamp



ART.	CODE	VIN	WxLed	cable.mt	Kg
WIDE1 201P-24V-AC/DC	08.02.2.12.20.3	24VAC/DC	20W	CV 03 1,80	1,60

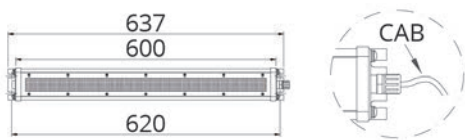
WIDE1 C - 40W con Connettore Maschio WIDE1 C - 40W with Male Connector



ART.	CODE	VIN	WxLed	cable.mt	Kg
WIDE1 202C-24V-AC/DC	08.04.2.12.40.3	24VAC/DC	40W	*	2,50

[*Connettore femmina a scelta tra: guarda fondo pagina](#)
[*Female Connectors at choice: see below](#)

WIDE1 P - 40W con Pressacavo WIDE1 P - 40W with cable clamp

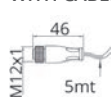


ART.	CODE	VIN	WxLed	cable.mt	Kg
WIDE1 202P-24V-AC/DC	08.06.2.12.40.3	24VAC/DC	40W	CV 03 1,80	2,50

*CONNETTORI FEMMINA *FEMALE CONNECTORS

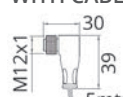
STAFFE ORIENTABILI INCLUSE ADJUSTABLE CLAMPS INCLUDED

STRAIGHT CONNECTOR
WITH CABLE 5MT



ART CODE C12F4-00+CAB5
00.09.004.1

90° CONNECTOR
WITH CABLE 5MT



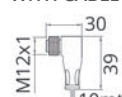
ART CODE C12F4-90+CAB5
00.09.003.1

STRAIGHT CONNECTOR
WITH CABLE 10MT

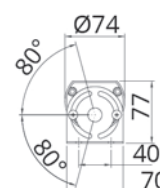


ART CODE C12F4-00+CAB10
00.09.011.1

90° CONNECTOR
WITH CABLE 10MT



ART CODE C12F4-90+CAB10
00.09.010.1



WIDE FLAT 24V-DC - 14W - 28W - 56W - IP69 - IK09

IP69

14W - 1700Lm

28W - 3400Lm

56W - 6800Lm

5.600 - 6.000°K - 40.000h

RoHS RAEE CONFORMITY



cavo senza spina
cable without plug

CARATTERISTICHE

Fino all'85% di risparmio energetico
Basso calore
Zero manutenzione
Struttura in alluminio
Dotata di vetro ad alta resistenza e griglia di lenti anti-irritazione per gli occhi
Resistente ai lubro-refrigeranti
Direttive 2006/95/CE, 2004/108/CE e 2006/42/CE come previsto dalla Normativa UNI EN 1837

FEATURES

*Up to 85% energy saving
Low performing heat
Zero maintenance
Aluminium structure
Equipped with high resistance glass and anti-irritation lens grid
Resistant to coolants and lubricants
Complies with Directives 2006/95/EC, 2004/108/EC and 2006/42/EC as required by Normative UNI EN 1837*

OPZIONALE 100/240V

alimentatore esterno a richiesta
input 100/240V AC output 24V DC

OPTIONAL 100/240V

external driver input 100/240V AC
output 24V DC on request

WIDE FLAT 24V-DC - 14W - 28W - 56W - IP69 - IK09

14W - 1700Lm

ART.

CODE

VIN

WxLed

cable.mt

Kg

WIDE F-14W-24V-DC

09.02.2.12.14.3 24V-DC


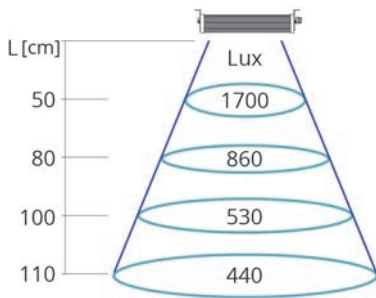
14Wx1

1,80

1,00



14W-1700Lm



SCATOLA MADRE
MASTER BOX



Qty: 10 pcs
Dimensions: 42x35x28 cm
Weight: 10 Kg

28W - 3400Lm

ART.

CODE

VIN

WxLed

cable.mt

Kg

WIDE F-28W-24V-DC

09.08.2.12.28.3 24V-DC

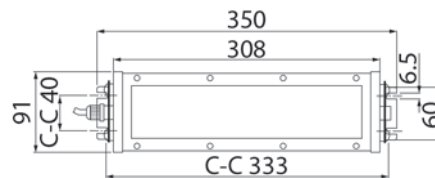
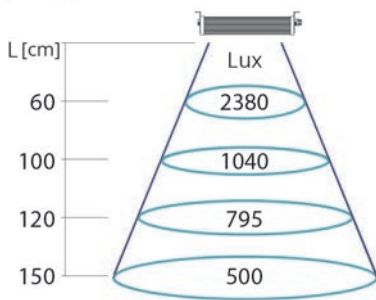
14Wx2

1,80

1,50



28W-3400Lm



SCATOLA MADRE
MASTER BOX



Qty: 6 pcs
Dimensions: 75x30x38 cm
Weight: 15 Kg

28W - 3400Lm

ART.

CODE

VIN

WxLed

cable.mt

Kg

WIDE F-28W-24V-DC

09.04.2.12.28.3 24V-DC


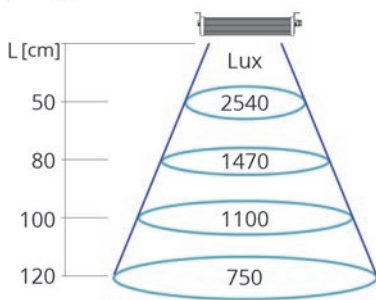
28Wx1

1,80

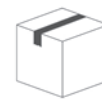
1,70



28W-3400Lm



SCATOLA MADRE
MASTER BOX



Qty: 6 pcs
Dimensions: 75x30x38 cm
Weight: 15 Kg

56W - 6800Lm

ART.

CODE

VIN

WxLed

cable.mt

Kg

WIDE F-56W-24V-DC

09.06.2.12.56.3 24V-DC


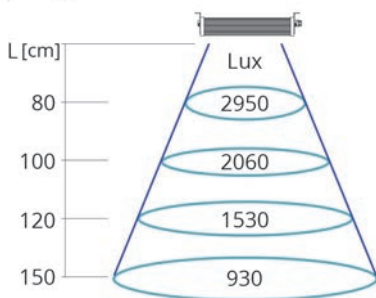
28Wx2

1,80

2,75



56W-6800Lm



SCATOLA MADRE
MASTER BOX



Qty: 4 pcs
Dimensions: 75x31x27 cm
Weight: 12Kg

WIDE SPOT 24V-AC/DC - 20W - IP67 - IK09

IP67

20W - 2300Lm

5.600 - 6.000°K - 40.000h

RoHS RAEE CONFORMITY



Snodi dotati di galletto per comodità di bloccaggio
Joints equipped with wing nut for comfort clamping



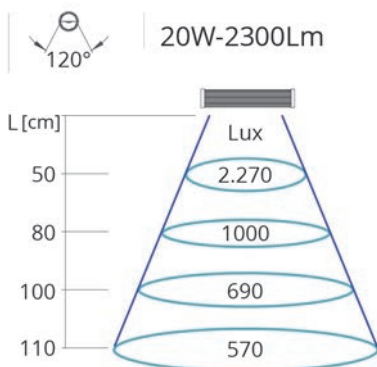
cavo senza spina
cabl e without plug

CARATTERISTICHE

Fino all'85% di risparmio energetico
Basso calore
Zero manutenzione
Struttura in alluminio
Dotata di vetro ad alta resistenza e griglia di lenti anti-irritazione per gli occhi
Resistente ai lubrificanti e refrigeranti
Direttive 2006/95/CE, 2004/108/CE e 2006/42/CE come previsto dalla Normativa UNI EN 1837

FEATURES

*Up to 85% energy saving
Low performing heat
Zero maintenance
Aluminium structure
Equipped with high resistance glass and anti-irritation lens grid
Resistant to coolants and lubricants
Complies with Directives 2006/95/EC, 2004/108/EC and 2006/42/EC as required by Normative UNI EN 1837*



WIDE SPOT 24V-AC/DC - 20W - IP67 - IK09

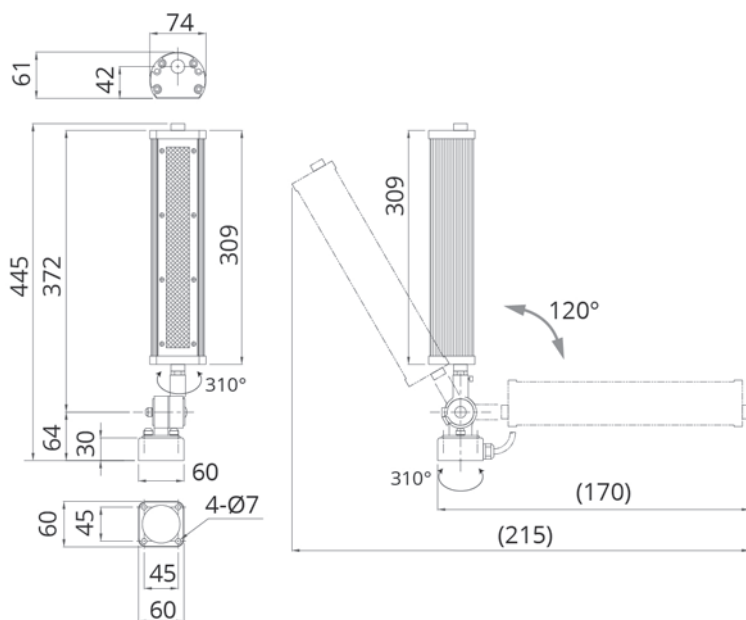
Standard:

- Uscita del cavo lato laterale della base
- Modulo Led con angolo 120°

Standard:

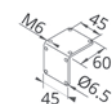
- Wire outlet from side
- 120° LEDs Module

24V-AC/DC	ART.	CODE	VIN	WxLed	cable.mt	Kg
	WIDE S-20W-24V-AC/DC	12.02.2.12.20.3	24V AC/DC	20W	1,80	1,70



RICAMBI STANDARD E OPTIONAL STANDARD AND OPTIONAL SPARE PARTS

ANGLE PLATE



ART JL 01
CODE 01.11.020.1

SCATOLA MADRE MASTER BOX



Qty: 10 pcs
Dimensions: 42x35x28 cm
Weight: 15 Kg

WIDE T 24V-AC/DC - 28W - IP67 - IK09

IP67

28W - 2690Lm

5.600 - 6.000°K - 40.000h

RoHS RAEE CONFORMITY



Snodi dotati di galletto per comodità di bloccaggio
Joints equipped with wing nut for comfort clamping



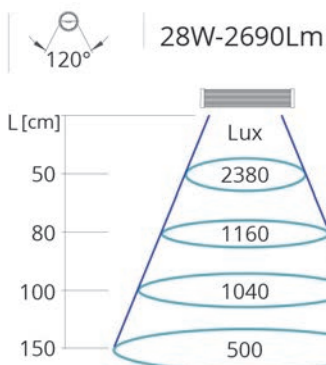
cavo senza spina
cabl e without plug

CARATTERISTICHE

Fino all'85% di risparmio energetico
Basso calore
Zero manutenzione
Struttura in alluminio
Dotata di vetro ad alta resistenza e griglia di lenti anti-irritazione per gli occhi
Resistente ai lubrificanti e refrigeranti
Direttive 2006/95/CE, 2004/108/CE e 2006/42/CE come previsto dalla Normativa UNI EN 1837

FEATURES

*Up to 85% energy saving
Low performing heat
Zero maintenance
Aluminium structure
Equipped with high resistance glass and anti-irritation lens grid
Resistant to coolants and lubricants
Complies with Directives 2006/95/EC, 2004/108/EC and 2006/42/EC as required by Normative UNI EN 1837*



WIDE T 24V-AC/DC - 28W - IP67 - IK09

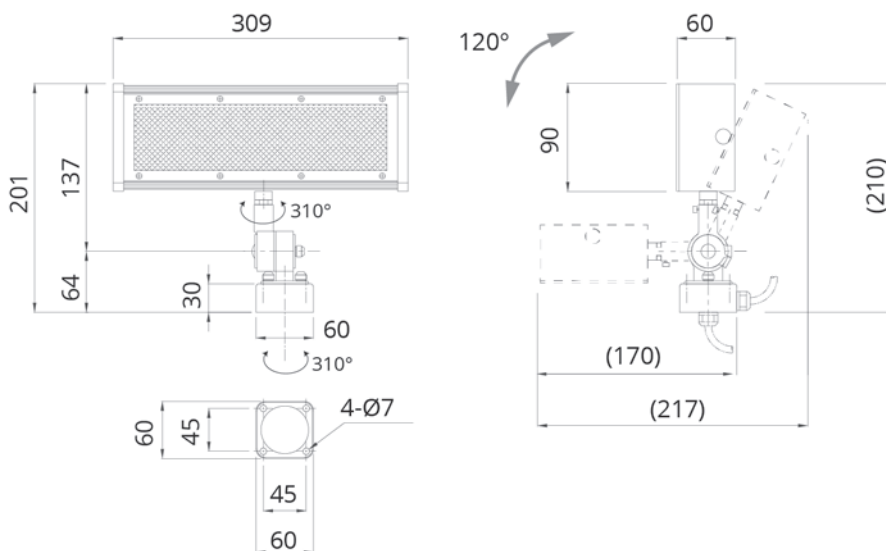
Standard:

- Uscita del cavo lato laterale della base
- Modulo Led con angolo 120°

Standard:

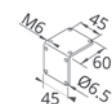
- Wire outlet from side
- 120° LEDs Module

24V-AC/DC	ART.	CODE	VIN	WxLed	cable.mt	Kg
	T-28W-24V-AC/DC	12.04.2.12.28.3	24V-AC/DC	14wx2	1,80	2,40



RICAMBI STANDARD E OPTIONAL STANDARD AND OPTIONAL SPARE PARTS

ANGLE PLATE



ART JL 01
CODE 01.11.020.1

SCATOLA MADRE MASTER BOX



Qty: 5 pcs
Dimensions: 63x46x26 cm
Weight: 12 Kg



ITALIA / ITALY

www.niklight.it
info@niklight.it

NIK LIGHT Srls
Export Dept: export@niklight.it - Tel +39 3332734437
Legal Address: via Monterosa, 3/A - 20015 Parabiago (MI)