

KNITEK





HSK KLEMMHALTER
UND WERKZEUGHALTER (ICTM STANDARD)



HSK HOLDERS
AND TOOLHOLDERS (ICTM STANDARD)



ДЕРЖАВКИ И РЕЗЦЕДЕРЖАТЕЛИ
С ХВОСТОВИКОМ HSK (СТАНДАРТ ICTM)



OUTILS ET PORTE-OUTILS
AVEC ATTACHEMENT HSK (ICTM STANDARD)



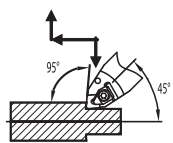
UTENSILI E PORTAUTENSILI
CON ATTACCO HSK (ICTM STANDARD)



HSK 柄及刀柄
(ICTM 标准)

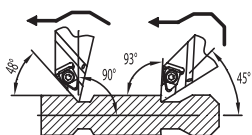
KLEMMHALTER FÜR DIE AUSSENBEARBEITUNG
EXTERNAL (O.D.) TURNING TOOLS
ДЕРЖАВКИ ДЛЯ ВНЕШНЕГО ТОЧЕНИЯ

PORTE-PLAQUETTES EXTERIEURES
PORTA INSERTI PER ESTERNI
外部(外径)车刀



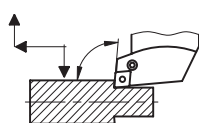
DCM

Page 444



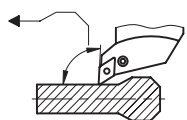
DDM

Page 444



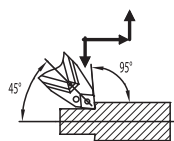
PCLN

Page 445



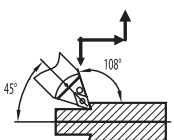
PDJN

Page 445



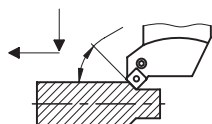
PCMNR

Page 446



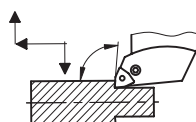
PDNNR

Page 446



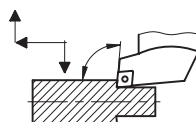
PSSN

Page 447



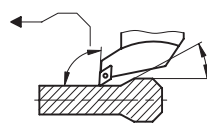
PWLN

Page 447



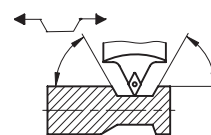
SCLC

Page 448



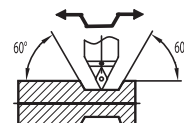
SDJC

Page 448



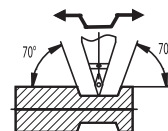
SDNC

Page 449



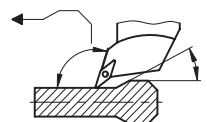
SDNCN

Page 449



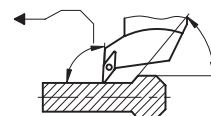
SVVCN

Page 450



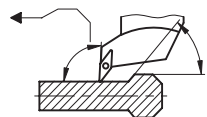
SVHC

Page 450



SVJC

Page 451



SVJB

Page 451

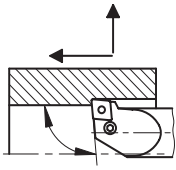


THE

Page 452

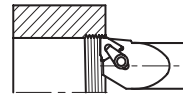
BOHRSTANGE FÜR DIE INNENBEARBEITUNG
INTERNAL (I.D.) BORING BARS
РАСТОЧНЫЕ ДЕРЖАВКИ

BARRES D'ALEPAGE INTERIEURS
BARENI PER INTERNI
内部（内径）镗杆



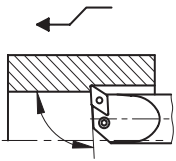
PCLN

Page 453



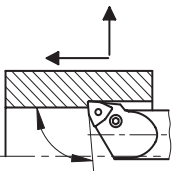
THE

Page 456



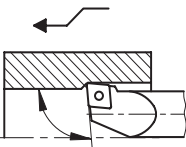
PDUN

Page 453



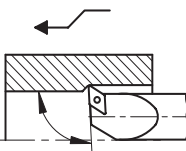
PWLN

Page 454



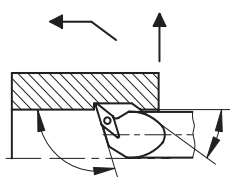
SCLC

Page 454



SDUC

Page 455



SVQB

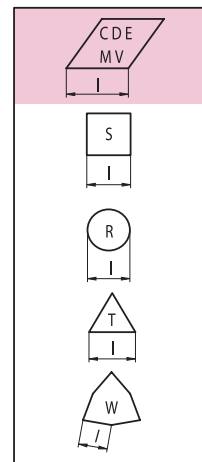
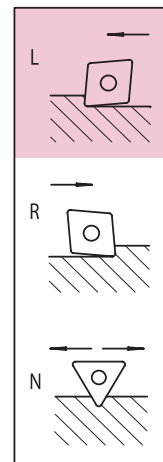
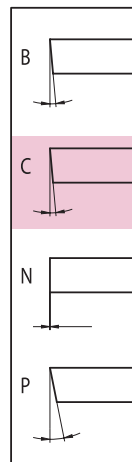
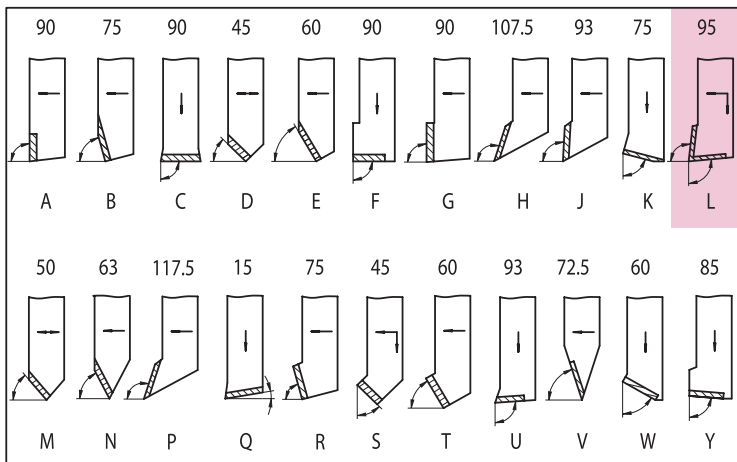
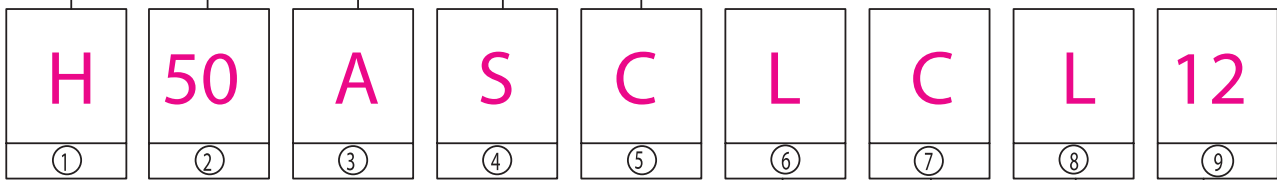
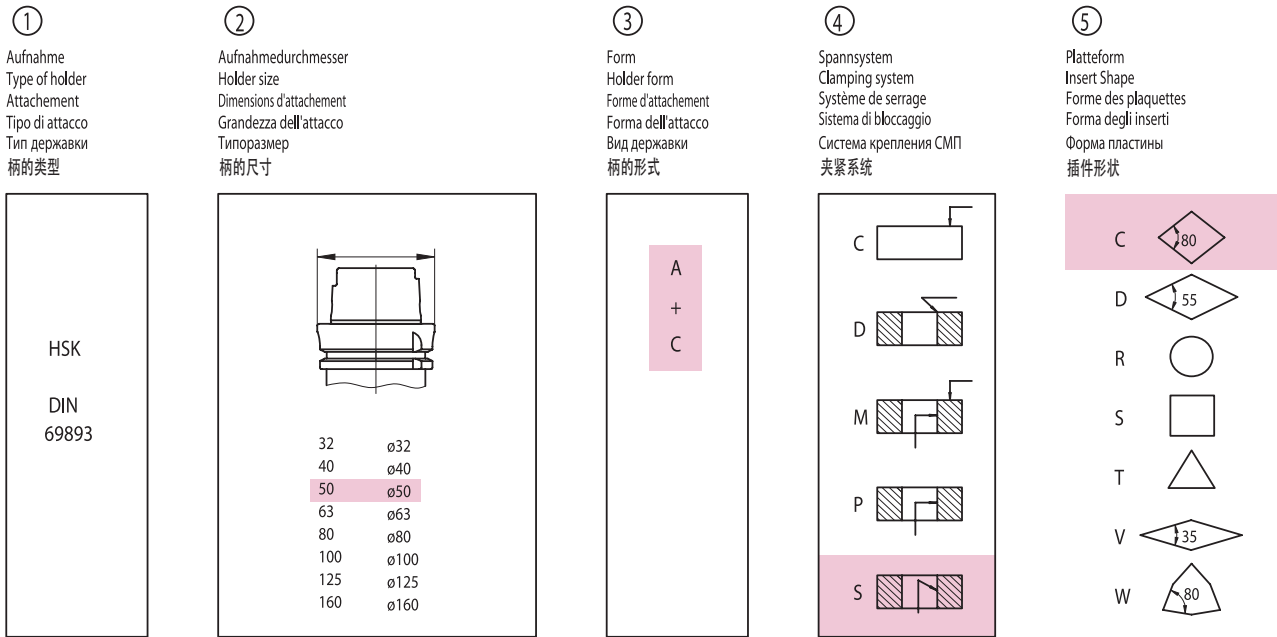
Page 455

BEZEICHNUNG VON HSK KLEMMHALTER
FÜR AUSSENBEARBEITUNG
IDENTIFICATION OF EXTERNAL (O.D.)
TURNING TOOLS-HSK HOLDER

DESIGNATION DES PORTE-PLAQUETTES
EXTERIEURS-ATTACHEMENT HSK
IDENTIFICAZIONE DEI PORTA INSERTI
PER ESTERNI-ATTACCO HSK

СИСТЕМА ОБОЗНАЧЕНИЯ ДЕРЖАВОК С ХВОСТОВИКОМ HSK ДЛЯ ВНЕШНЕГО ТОЧЕНИЯ

外部（外径）车刀—HSK柄标识

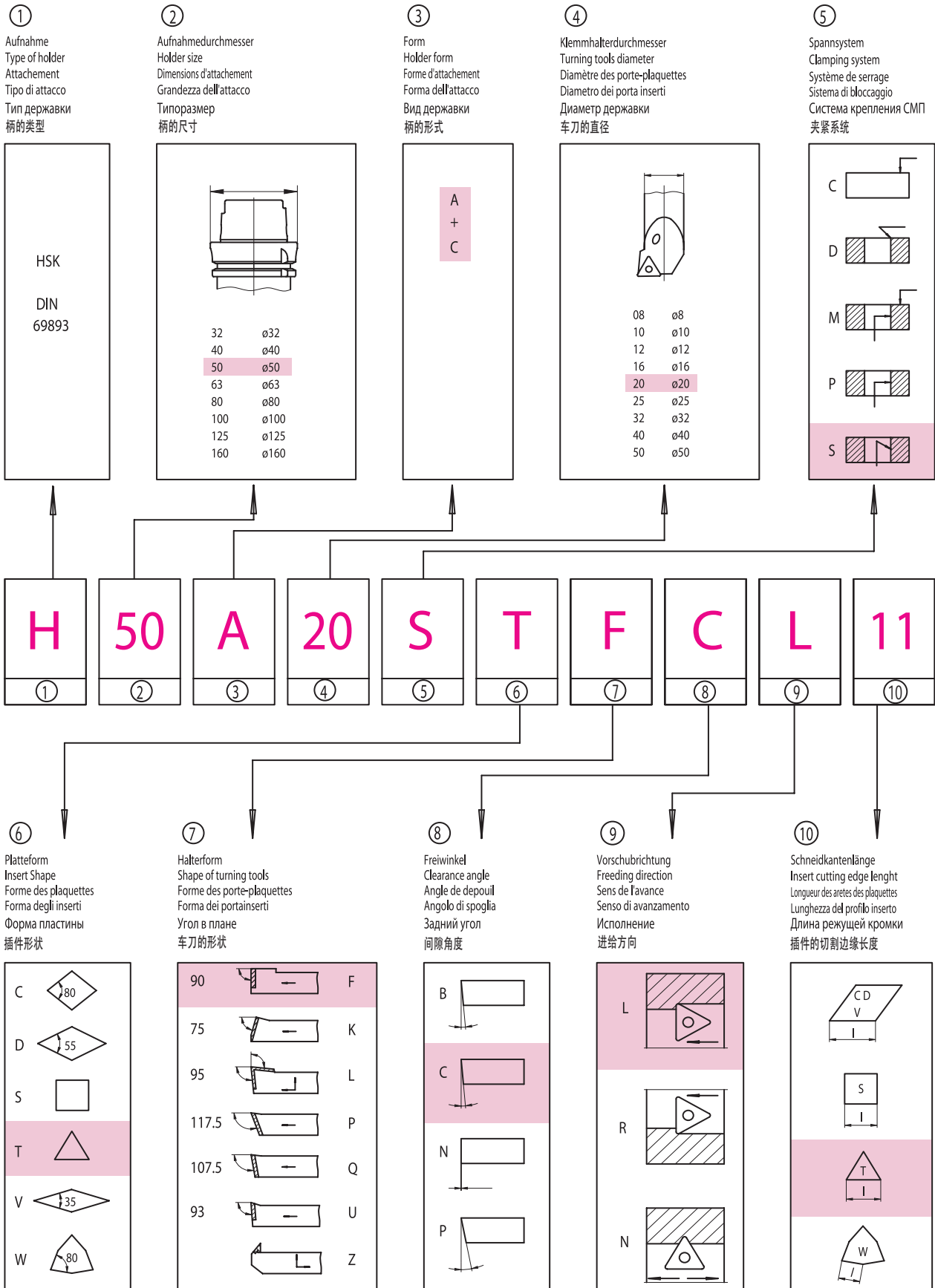


BEZEICHNUNG VON HSK KLEMMHALTER
FÜR DIE INNENBEARBEITUNG
IDENTIFICATION OF INTERNAL (I.D.)
TURNING TOOLS-HSK HOLDER

DESIGNATION DES PORTE-PLAQUETTES
INTERIEURS-ATTACHEMENT HSK
IDENTIFICAZIONE DEI PORTA INSERTI
PER INTERNI-ATTACCO HSK

СИСТЕМА ОБОЗНАЧЕНИЯ РАСТОЧНЫХ ДЕРЖАВОК С ХВОСТОВИКОМ HSK

内部（内径）车刀—HSK柄标识





MODULARES WERKZUGSYSTEM FÜR DREHMASCHINEN

- Kintek präsentiert dieses modulare Drehsystem auf HSK-Basis das nicht nur die Wechselzeiten drastisch reduziert sondern auch eine universelle Schnittstelle darstellt, die auch auf den neueren Bearbeitungszentren mit HSK-Schnittstelle einsetzbar ist.
- Sehr schneller Werkzeugwechsel
- Vibrationsarm dank stabiler Spannung und Plananlage
- Sehr hohe Steifigkeit durch die Plananlage
- Hohe Wechselgenauigkeit der Schneide
- Maximaler Wiederholgenauigkeit +/- 0,002 mm
Der Werkzeugträger wird in den HSK-Adapter eingesetzt und mit einem einfachen Schlüssel in wenigen Sekunden befestigt. (Der Schlüssel dreht eine Schraube, die eine spezielle Spanneinheit ausdehnt und den HSK Kegel einzieht und so mit einer Plananlage spannt)
- Baluff chip Bohrung



TURNING MODULAR SYSTEM

- Adopting the famous HSK-DIN69893, in the several versions, and maintaining an interchangeability with the attacks for working centers, KINTEK offers the possibility to reduce, drastically, the times of set-up.
- Maximum rapidity in the tool change
- Great rigidity thanks to the big support surface
- The same cutting position
- Reduction of the vibrations
- Precision of interchangeability
- Optimal repeatability of positioning to the change tool: maximum error +/- 0,002 mm
- The conical bar hold is introduced in the appropriate center and, turning screw, a special clamp opens Locking the tool-holder taking advantage of the connection cone-plan
- Baluff chip hole



МОДУЛЬНАЯ ТОКАРНАЯ СИСТЕМА

- KINTEK дает возможность заметно сократить время наладки инструмента, благодаря использованию известного конуса HSK-DIN69893 и принципа взаимозаменяемости в обрабатывающих центрах
- Максимальная скорость при смене инструмента
- Высокая жесткость благодаря большой площади опорной поверхности
- Всегда идентичное положение режущей кромки
- Уменьшение вибраций
- Точность взаимозаменяемости
- Оптимальная повторяемость при смене инструмента: максимальная ошибка +/- 0,002 мм
- Конический хвостовик устанавливается в соответствующее гнездо.
При вращении винта открываются губки, которые затем зажимают коническую часть оправки.
- Отверстие для датчика Baluff



SYSTEM MODULAIRE DE TOURNAGE

- En utilisant le fameux HSK-DIN69893, dans les différentes versions, et en gardant une interchangeabilité avec les attaques pour des centres d'usinage à commande numérique, KINTEK offre la possibilité de réduire, significativement, les temps de l'installation.
- Rapidité maximum dans le changement d'outil.
- Grande rigidité grâce à la surface d'appui.
- La position de découpe est toujours identique
- Réduction des vibrations.
- Précision d'interchangeabilité.
- Répétabilité optimale du positionnement du changement de l'outil : erreur maximum +/- millimetre 0.002
- La queue conique est introduite dans le siège spécial et en tournant une vis, on agit sur la bride spéciale qui bloquera le porte-outil en profitant de l'accouplement cône-plan.
- Trou pour balluff chip



SISTEMA MODULARE DI TORNITURA

- Adottando il noto HSK-DIN69893, nelle varie versioni, e mantenendo una intercambiabilità con gli attacchi per centri di lavoro, KINTEK offre la possibilità di ridurre, drasticamente, i tempi di set-up.
- Massima rapidità nel cambio utensile
- Grande rigidità grazie alle grandi superfici d'appoggio
- Posizione del tagliente sempre identica
- Riduzione delle vibrazioni
- Precisione d'intercambiabilità
- Ottima ripetibilità di posizionamento al cambio utensile : errore massimo +/- 0,002 mm
- Il codolo conico viene introdotto nell'apposita sede e, ruotando una vite, si agisce sull'apertura della speciale pinza che bloccherà il portautensile sfruttando l'accoppiamento cono-piano.
- Foro per baluff chip

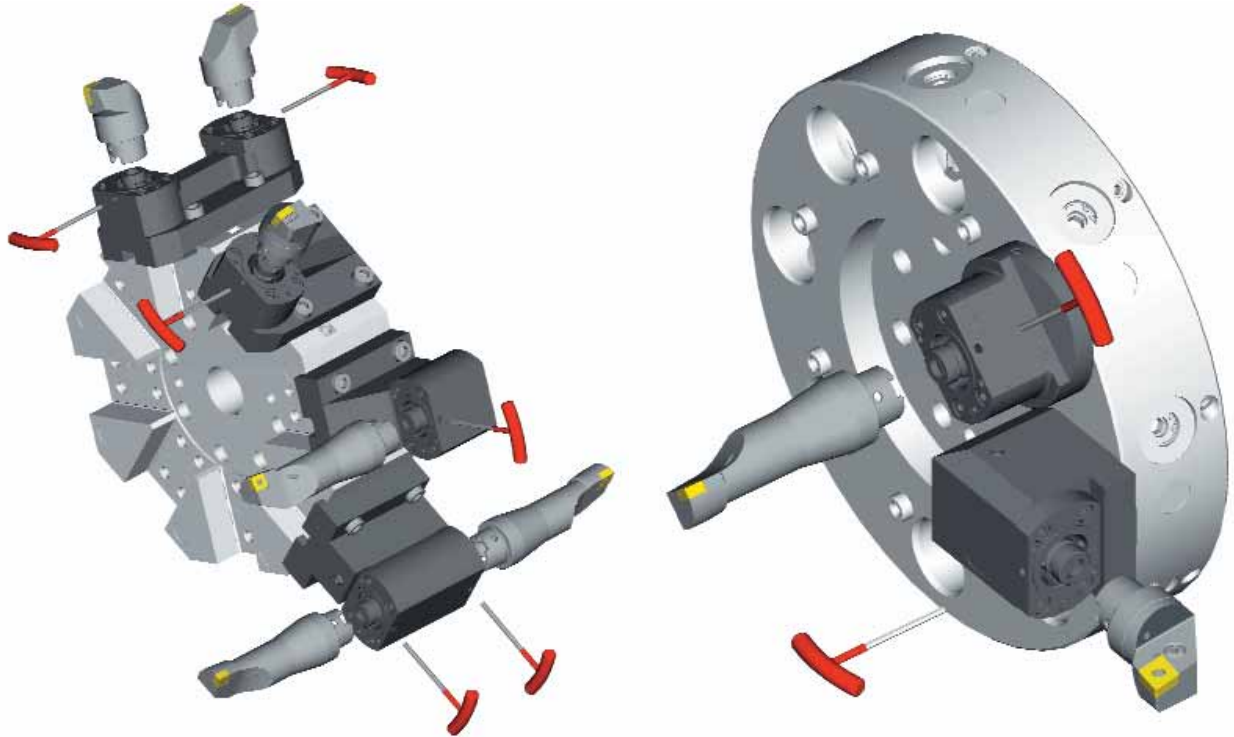


转动模块系统

- 采用著名的 HSK-DIN6989 3 的版本，保持了与工作中心的互换性，KINTEK 显著降低了设置时间。
- 工具更换最为迅速
- 由于支撑面更大，更加结实
- 切割位置相同
- 减少震动
- 互换性的精度
- 更换工具定位的最佳重复性：最高误差为 +/- 0.002 毫米
- 在适当的中心引入锥形棒，使用转动螺丝，实现一种专用夹具打开方式
利用连接锥度平面而锁定刀柄
- Baluff 芯片孔

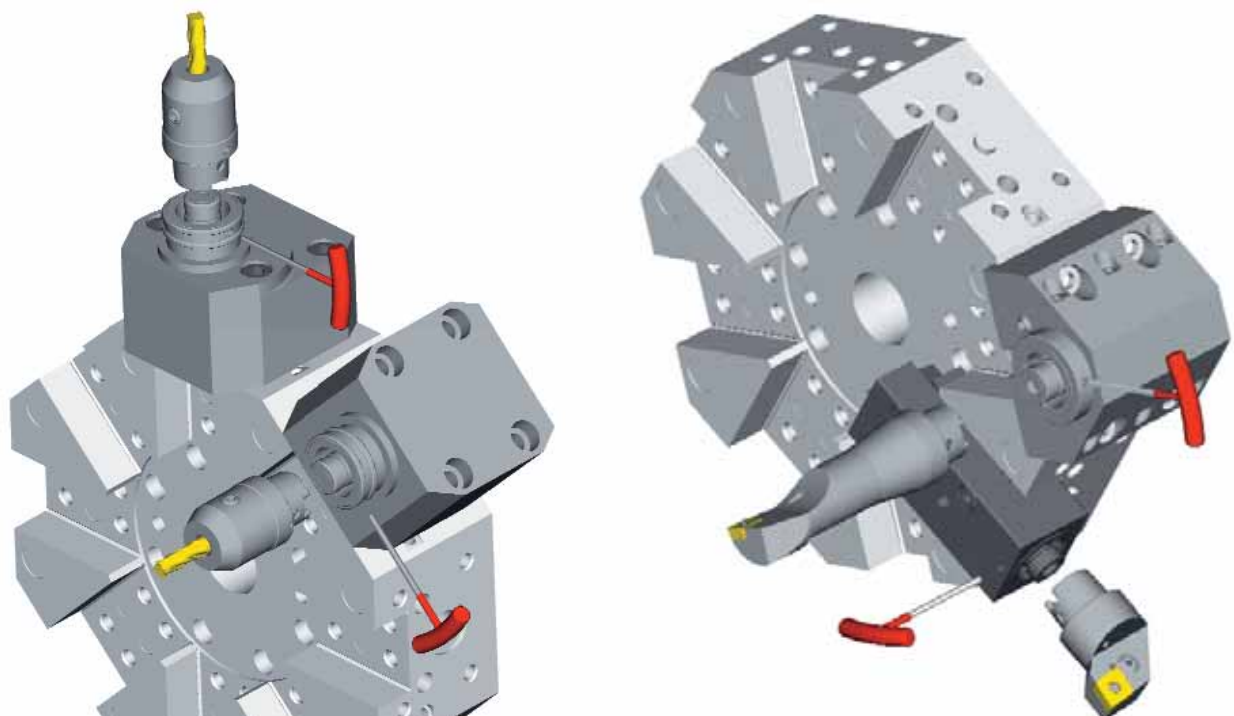
MASCHINENBEZOGENE LÖSUNGEN
 PERSONALISED SOLUTION
 СПЕЦИАЛЬНОЕ РЕШЕНИЕ
 SOLUTIONS PERSONALISÉES
 SOLUZIONI PERSONALIZZATE
 个性化解决方案

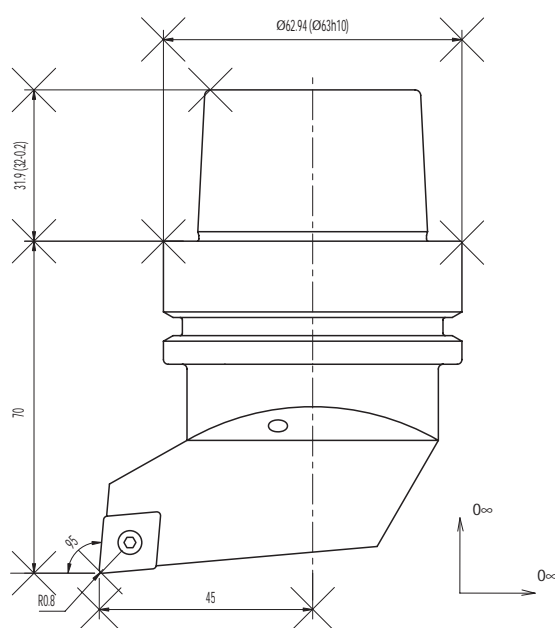
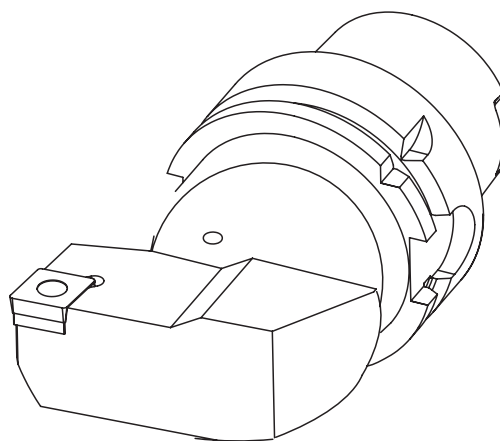
VDI LÖSUNGEN
 VDI SOLUTION
 РЕШЕНИЕ ДЛЯ VDI
 SOLUTION VDI
 SOLUZIONE VDI
 VDI 解决方案



ANGETRIEBENE WERKZEUGE
 MOTORIZED TOOL-HOLDERS
 ПРИВОДНОЙ ИНСТРУМЕНТ
 PORTE-OUTILS MOTORISÉS
 PORTAUTENSILI MOTORIZZATI
 机械化刀柄

UNIVERSELLE LÖSUNG
 UNIVERSAL SOLUTION
 УНИВЕРСАЛЬНОЕ РЕШЕНИЕ
 SOLUTION UNIVERSELLE
 SOLUZIONE UNIVERSALE
 通用解决方案





Auf Anfrage sind Dispositionszeichnungen im dxf Format mit entsprechenden Massen verfügbar.



On request we can send you general layouts in dxf format with the relative dimensions.



По запросу мы готовы выслать Вам общий чертёж в формате dxf с соответствующими размерами.



Sur demande les dessins d'avant-projet en format dxf sont disponibles avec les relatives cotes.



Sono disponibili a richiesta i disegni di massima in formato dxf con relative quote di ingombro.



如有要求，我们可以发送DXF格式的带有相关参数的总体设计。

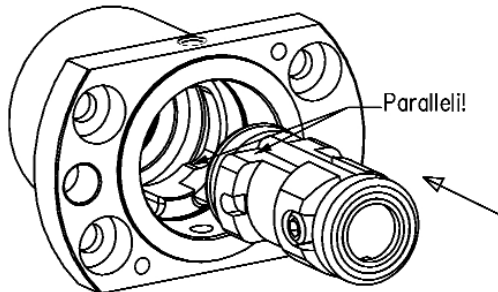
- 1—Setzen Sie den HN63C-Spannzylinder in den H63ABSL-Einsatz ein, indem Sie ihn durch die inneren Nuten des Einsatzes durchlassen. Spanschraube am Zylinder und Bohrung am Flansch sind um 90° versetzt.

Insert the HN63C clamping down into the H63ABSL adapter, letting it go through the slots inside the adapter.

Introduire en totalité le dispositif de blocage HN63C à l'intérieur de la douille H63ABSL en utilisant les rainures de guidage qui se trouvent à l'intérieur du corps!

Inserire in profondità il giunto di bloccaggio HN63C all'interno della bussola H63ABSL facendolo passare fra le scanalature presenti all'interno della bussola stessa!

在 H63ABSL 接头处插入 HN63C 夹头，使其直接到达适配器的插槽。



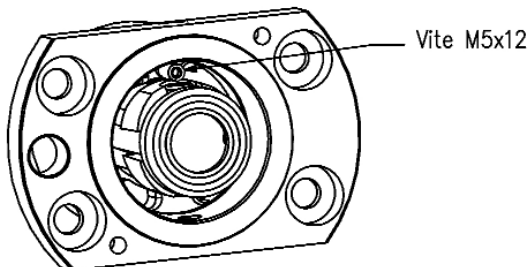
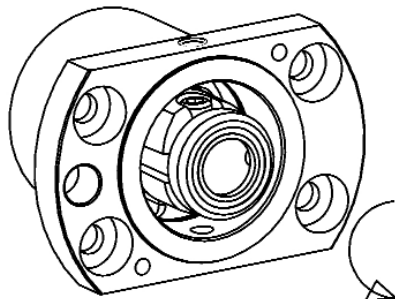
- 2—Drehen Sie den HN63C-Spannzylinder nun um 90°, sodaB die kleine Einfassung auf der Seite des Spannzylinder sich unter dem Gewindestift befindet, der im Einsatz sitzt. Die Bohrung am Flansch und die Spanschraube am Spannzylinder sind nun in einer Linie.

Rotate of 90° the HN63C clamping, in order to put the little milling that lies on a side of the clamping itself exactly in the same position of the fastpin inside the adapter.

Tourner le dispositif HN63C de 90° (à gauche ou à droite) afin de positionner la goupille de retenue filetée dans la petite rainure située sur le coté du dispositif.

Ruotare il giunto HN63C di 90° in modo di posizionare la piccola fresatura presente su un lato dello stesso in corrispondenza della spina filettata di tenuta situata all'interno della bussola.

HN63C 夹头旋转 90 度，使附在夹头上的小齿边与适配器里的快动梢在相同的位置。



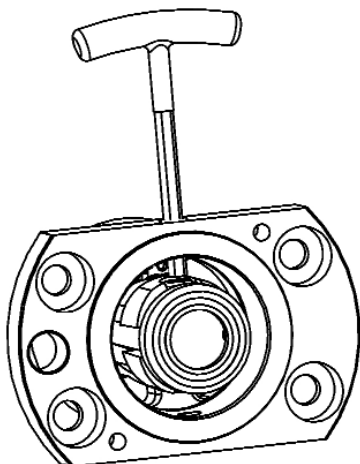
- 3—Schrauben Sie den M5x12 Gewindestift fest ein, sodaB der HN63C-Spannzylinder festgehalten wird.

Screw the M5x12 fastpin, in order to stop the movement of HN63C clamping.

Visser la goupille filée M5x12 afin d'arreter le mouvement du dispositif HN63C.

Avvitare la spina filettata M5x12 in modo di fermare il senso rotatorio del giunto HN63C.

拧紧 M5x12 快动梢以阻止 HN63C 夹头的移动



- 4—Zur Montage und Demontage der HSK63A-Werkzeuge, schrauben Sie mit dem 5mm-Inbuschlüssel im Uhrzeiger- und Gegenuhrzeigersinn die Klemmschraube auf den HN63C-Spannzylinder auf und zu.

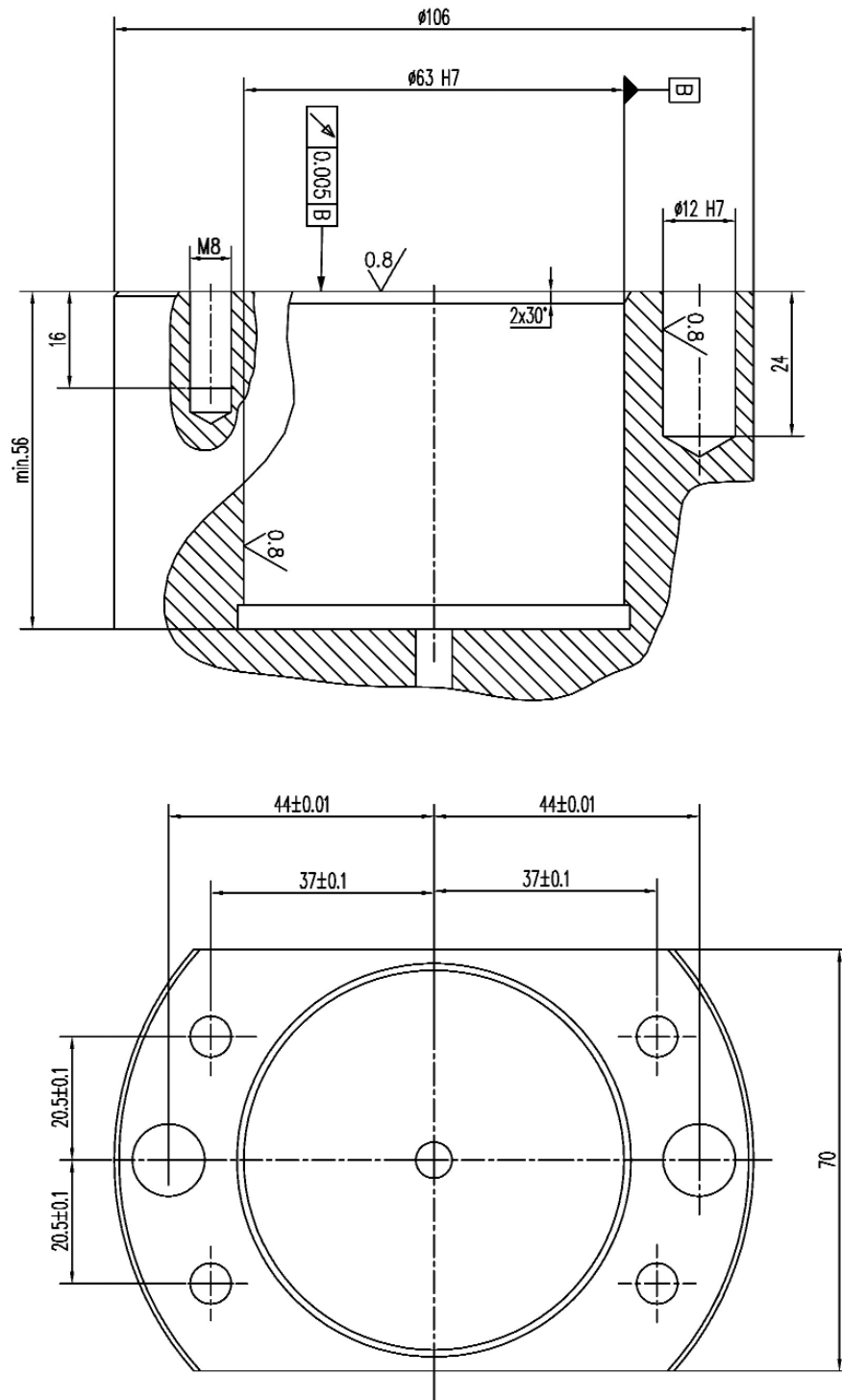
To assemble and disassemble the HSK63A tools it's necessary to operate in clock-and underclockwise with a 5mm set screw wrench on the fastening screw of the HN63C clamping.

Pour le montage et le positionnement des outils HSK63A tourner dans le sens des aiguilles d'une montre et bloquer avec la clé 6 pans de 5mm la vis de serrage placée sur le dispositif de blocage HM63C. Faire l'inverse pour le démontage.

Per il montaggio e smontaggio utensili HSK63A agire, in senso orario ed antiorario, con chiave a brugola ob 5 mm alla vite di chiusura situata sul giunto di bloccaggio HN63C.

装配和拆卸 HSK63A 刀具。在 HN63C 夹头的紧固螺丝上用一个 5mm 的拧紧扳手套顺时针以及逆时针工作是必要的。

SITZ FÜR DEN H63ABSL-EINSATZ
 SEAT FOR THE H63ABSL-ADAPTER
 ГНЕЗДО ДЛЯ H63ABSL-АДАПТЕРА
 SIEGE POUR L'ADAPTEUR H63ABSL
 SEDE PER LA BUSSOLA H63ABSL
 H63ABSL 适配器底座





HSK - AUFNAHMEN UND WERKZEUGHALTER NACH DIN69893

TECHNISCHE DATEN

Alle HSK - Aufnahmen und Werkzeughalter werden nach den DIN-Normen angefertigt.

HSK-T

KEGELSCHAFTTOLERANZEN

Nach DIN 69893 angefertigt.

PASSFEDERTOLERANZEN

Nach den ICTM-Toleranzen angefertigt. Wenn die ICTM-Toleranz eingehalten wird, ist das Kupplungsspiel zwischen der Paßfeder an den Werkzeugmaschinen und dem Werkzeughaltersitz auf das Minimum reduziert. Die ICTM-Toleranzen, die bei diesen Produkten an den Paßfedersitzen eingehalten werden, versichern Höchstpräzision. Weitere Vorteile sind: sehr gute Wiederholbarkeit der Positionierung beim Werkzeugwechsel, höchster Fehler $\pm 0,005$ mm bei der gleichen Position der Schneide, sehr guter Werkzeugwechsel, Beseitigung der Vibrationen.

- aus Einsatzstahl angefertigt
- in Einsatzhärtetiefe von 0,4-0,5 mm
- gehärtet, angelassen, brüniert
- Härte HRC 58 \pm 2, Festigkeit 800-1000 N/mm²
- inneres, äußeres Schleifen
- Vorderseite (Werkzeugsitz) bearbeitet
- Fertigbearbeitung der Paßfedersitze nach den ICTM-Toleranzen
- 100% durch zertifizierte Meßinstrumente geprüft



HSK DIN69893 TOOLS AND TOOLHOLDERS

TECHNICAL FEATURES

All HSK tools and toolholders are manufactured according to DIN norm.

HSK-T

CONE'S TOLERANCE

According to DIN 69893

DRIVE KEY'S TOLERANCE

The so-called ICTM tolerance was born to reduce the positive allowance between the spindle drive key and the holder key slot. The ICTM tolerance applied on these products to the drive key gives them a great capacity of precision.

The advantages of standard ICTM are multiple: excellent repeatability of change tool positioning, maximum error $\pm 0,005$ giving the cutting edge always the same position, it permits a perfect tool interchangeability, it eliminates vibrations.

- Manufactured with casehardening Steel
- Casehardened with depth 0,4-0,5 mm
- Hardened-Tempered-Black oxidized
- Hardness HRC 58 \pm 2, strenght 800-1000 N/mm²
- Internal and external grinding finish
- Working of the front side (tool seat)
- Taking up drive keys to ICTM tolerance
- Tested 100% with certified measuring instruments



ДЕРЖАВКИ И РЕЗЦЕДЕРЖАТЕЛИ С ХВОСТОВИКОМ HSK

ТЕХНИЧЕСКОЕ ОПИСАНИЕ

Все державки и резцедержатели Kintek произведены согласно стандарту DIN.

HSK-T

ТОЧНОСТЬ КОНУСА

Соответствует классу DIN 69893

ТОЧНОСТЬ УСТАНОВКИ В ПРИВОДНОЙ ГОЛОВЕ (ТОЧНОСТЬ ШПОНОЧНОГО ПАЗА)

Согласно нормам системы ICTM, поле допуска приводной шпонки и канавки резцедержателя меньше, чем в стандартной системе. Соблюдение требований ICTM позволяет получить высокоточное соединение. К преимуществам данной системы относятся: отличная повторяемость позиционирования режущей кромки при смене инструмента, максимальная ошибка позиционирования режущей кромки $\pm 0,005$. Это позволяет получить хорошую взаимозаменяемость инструмента и исключить вибрации.

- Изготовлены из стали с последующей цементацией
- Цементация на глубину 0,4 - 0,5 мм
- Оправки подвергнуты закалке и отпуску. Защитно-декоративное покрытие черного цвета.
- Твердость 58 \pm 2 HRC, прочность 800-1000 Н/мм²
- Шлифованные внешние и внутренние диаметры
- Точность приводных шпонок станка должна быть по стандарту ICTM
- Каждая оправка испытана на сертифицированном оборудовании



OUTILS ET PORTE-OUTILS AVEC ATTACHEMENT HSK DIN69893 **DONNEES TECHNIQUES**

Tous les outils et porte-outils avec attachement HSK sont fabriqués selon les normes DIN.

HSK-T

TOLERANCE DU CONE

Fabriqué selon DIN 69893

TOLERANCE DE LA CLAVETTE D'ENTRAINEMENT

La tolérance ICTM est née afin de réduire le jeu de couplage entre la cheville d'entraînement/mise en place, positionnée sur les machines outils, et le siège du porte-outil/outil. Les tolérances ICTM appliquées pour ces produits sur le siège de la cheville de mise en place (clavettes) leur donnent des caractéristiques remarquables de haute précision. Les avantages du standard ICTM qui s'ensuivent sont différents; répétitivité de positionnement du porte-outil, erreur +/-0,005 mm maximum avec la plaquette toujours au même endroit, très bonne interchangeabilité de l'outil et l'élimination des vibrations.

- Produits en acier cémenté allié
- Cémentés avec profondeur 0,4-0,5 mm
- Tempré-Revenus-brunis
- Dureté HRC 58+-2 résistance 800-1000 N/mm²
- Finition de rectification intérieure, extérieure
- Finition de la face de référence de l'outil
- Finition des sièges de la cheville d'entraînement selon tolérance ICTM
- Contrôlés à 100% avec des instruments de mesure certifiés



UTENSILI E PORTAUTENSILI CON ATTACCO HSK DIN69893

DATI TECNICI

Tutti gli utensili e portautensili con attacco HSK vengono prodotti secondo le normative DIN.

HSK-T

TOLLERANZE DEL CONO

Prodotti secondo DIN 69893

TOLLERANZE CHIAVETTE DI TRASCINAMENTO

La tolleranza definita ICTM è sorta per ridurre al minimo il gioco di accoppiamento tra il tassello di trascinamento/posizionamento, posizionato sulle macchine utensili, e la sede del portautensile/utensile. Le tolleranze ICTM applicate in questi prodotti sulle sedi del tassello di posizionamento danno allo stesso notevoli caratteristiche di alta precisione. I vantaggi che ne conseguono dello standard ICTM sono diversi: ottima ripetibilità di posizionamento del cambio utensile, errore massimo +/-0,005 mm dando al tagliente sempre la stessa posizione, perfetta intercambiabilità dell'utensile, eliminazione delle vibrazioni.

- Costruiti in acciaio da cementazione legato
- Cementati con profondità 0,4-0,5 mm
- Temprati-rinvenuti-bruniti
- Durezza HRC 58+-2 resistenza 800-1000 N/mm²
- Finitura di rettifica interna-esterna
- Lavorazione della parte anteriore (sede utensile)
- Ripresa sedi tassello di trascinamento a tolleranze ICTM
- Collaudati 100% con strumenti di misura certificati



HSK DIN69893 工具及刀柄

技术特点

所有 HSK 工具和刀柄均根据 DIN 标准制造。

HSK-T

锥的误差

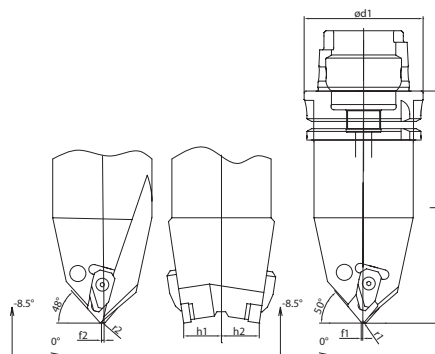
符合 DIN 69893。

锥枢的误差







所谓的 ICTM 误差, 旨在减少主轴锥枢与刀柄键槽之间的正公差。将 ICTM 误差应用于这些产品上的锥枢, 可使其达到很高的精度。ICTM 标准的好处众多: 工具更换定位具有高度可重复性, 最高 +/-0,005 的误差使得切割边缘总是位于同一个位置, 这样可达到完美的工具互换, 同时还减少了震动。

- 采用表面硬化钢材制造
- 硬化深度达 0,4 - 0,5 毫米。
- 经过硬化及回火处理。黑色氧化。
- 硬度达 HRC 58+-2, 强度达 800-1000 N/平方毫米。
- 内部及外部表面打磨处理。
- 在 (工具座) 正面工作。
- 适用于 ICTM 误差的锥枢。
- 100% 使用经过认证的测量工具检测过。

DCM12DDM15

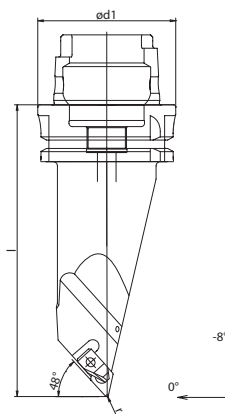


Code N.	d1	l	f1	r1	h1	f2	r2	h2	Inserts N.1	Inserts N.2
H63TDCM12DDM15-100	63	100	0.9	0.8	20	0.9	0.8	20	CN..1204..	DN..1506..
H63TDCM12DDM15-160	63	160	0.9	0.8	20	0.9	0.8	20	CN..1204..	DN..1506..
H100TDCM12DDM15-160	100	160	0.9	0.8	20	0.9	0.8	20	CN..1204..	DN..1506..






Code N.	Support pad - 1	Support pad - 2	Shim pin	Clamp	Spring	Screw
H63TDCM12DDM15-100						
H63TDCM12DDM15-145	SPCN12	SPDN15	SP02	STF12L-M	M2	VT22
H100TDCM12DDM15-160	SPCN12	SPDN15	SP02	STF12L-M	M2	VT22

ICTM standard (HSK-T) - ICTM стандарт (HSK-T) - ICTM 标准 (HSK-T)

DDMNL

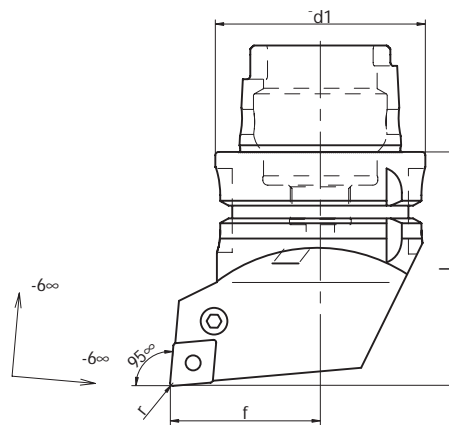


Code N.	d1	l	r	Inserts N.
H63TDDMNL15-100	63	100	0.8	DN.1506..
H63TDDMNL15-145	63	145	0.8	DN.1506..
H100TDDMNL15-160	100	160	0.8	DN.1506..

Support pad	Shim pin	Clamp	Spring	Screw
				
SPDN15	SP02	STF12L	M2	VT22
SPDN15	SP02	STF12L	M2	VT22
SPDN15	SP02	STF12L	M2	VT22

ICTM standard (HSK-T) - ICTM стандарт (HSK-T) - ICTM 标准 (HSK-T)

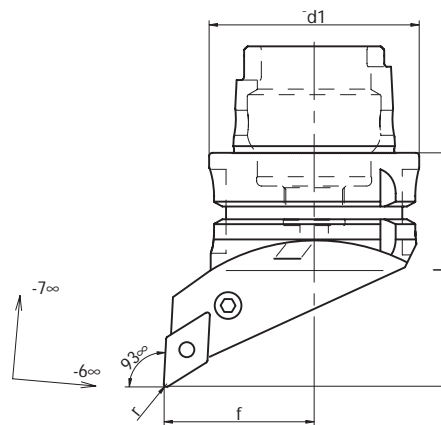
PCLN



Code N.	d1	l	f	r	Inserts N.	Support pad	Shim pin	Lever	Screw
H40TPCLNL/R12	40	50	27	0.8	CNM.1204..	SPCN12	SP02	LV02	VT02
H50TPCLNL/R12	50	60	35	0.8	CNM.1204..	SPCN12	SP02	LV02	VT02
H63TPCLNL/R12	63	70	45	0.8	CNM.1204..	SPCN12	SP02	LV02	VT02
H63TPCLNL/R16	63	70	45	0.8	CNM.1606..	SPCN16	SP03	LV03	VT03
H100TPCLNL/R12	100	90	65	0.8	CNM.1204..	SPCN12	SP02	LV02	VT02
H100TPCLNL/R16	100	90	65	0.8	CNM.1606..	SPCN16	SP03	LV03	VT03

ICTM standard (HSK-T) - ICTM стандарт (HSK-T) - ICTM 标准 (HSK-T)

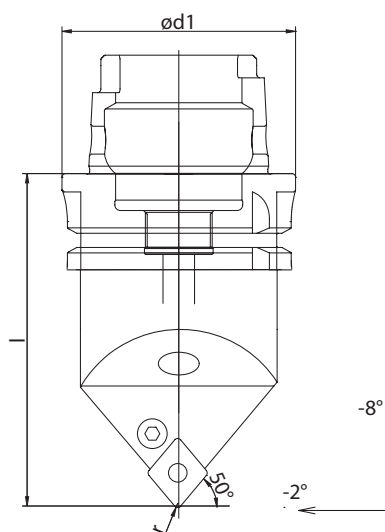
PDJN



Code N.	d1	l	f	r	Inserts N.	Support pad	Shim pin	Lever	Screw
H50TPDJNL/R15	50	70	35	0.8	DNM.1506..	SPDN15	SP02	LV05	VT05
H63TPDJNL/R15	63	70	45	0.8	DNM.1506..	SPDN15	SP02	LV05	VT05
H100TPDJNL/R15	100	90	65	0.8	DNM.1506..	SPDN15	SP02	LV05	VT05

ICTM standard (HSK-T) - ICTM стандарт (HSK-T) - ICTM 标准 (HSK-T)

PCMNR

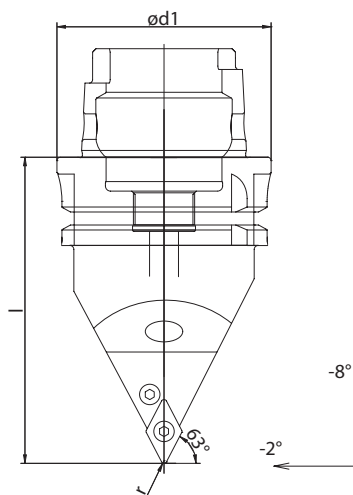


Code N.	d1	l	r	Inserts N.
H63TPCMNR12-90	63	90	0.8	CN.1204..
H63TPCMNR12-100	63	100	0.8	CN.1204..
H63TPCMNR12-145	63	145	0.8	CN.1204..
H100TPCMNR12-160	100	160	0.8	CN.1204..





Support pad	Shim pin	Lever	Screw
			
SPCN12	SP02	LV02	VT02
SPCN12	SP02	LV02	VT02
SPCN12	SP02	LV02	VT02
SPCN12	SP02	LV02	VT02

ICTM standard (HSK-T) - ICTM стандарт (HSK-T) - ICTM 标准 (HSK-T)

PDNNR

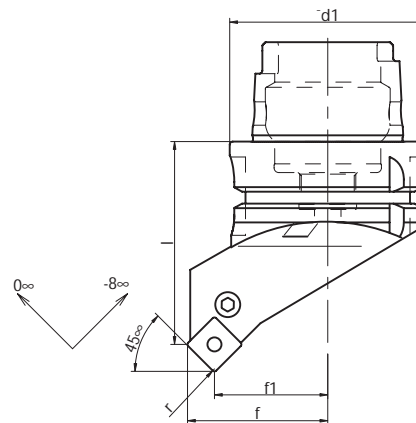


Code N.	d1	l	r	Inserts N.
H63TPDNNR15-90	63	90	0.8	DN.1506..
H63TPDNNR15-100	63	100	0.8	DN.1506..
H63TPDNNR15-145	63	145	0.8	DN.1506..
H100TPDNNR15-160	100	160	0.8	DN.1506..

Support pad	Shim pin	Lever	Screw
			
SPDN15	SP02	LV05	VT05
SPDN15	SP02	LV05	VT05
SPDN15	SP02	LV05	VT05
SPDN15	SP02	LV05	VT05

ICTM standard (HSK-T) - ICTM стандарт (HSK-T) - ICTM 标准 (HSK-T)

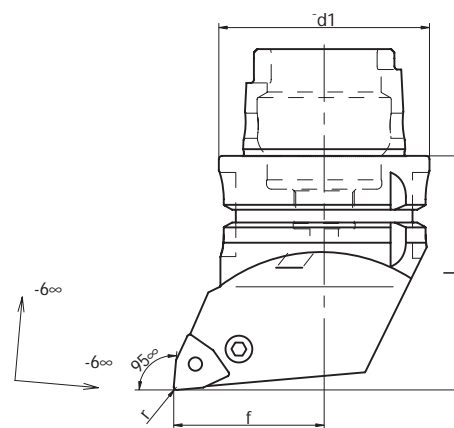
PSSN



Code N.	d1	l	f	f1	r	Inserts N.	Support pad	Shim pin	Lever	Screw
H63TPSSNL/R12	63	65	45	37	0.8	SNM.1204..	SPSN12	SP02	LV02	VT02

ICTM standard (HSK-T) - ICTM стандарт (HSK-T) - ICTM 标准 (HSK-T)

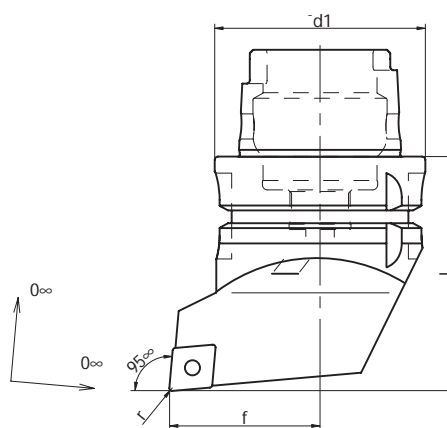
PWLN






Code N.	d1	l	f	r	Inserts N.	Support pad	Shim pin	Lever	Screw
H63TPWLNLR08	63	70	45	0.8	WN..0804..	SPWN08	SP02	LV02	VT02

ICTM standard (HSK-T) - ICTM стандарт (HSK-T) - ICTM 标准 (HSK-T)

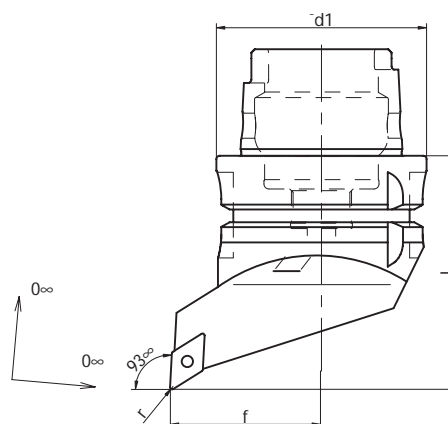
SCLC












Code N.	d1	l	f	r	Inserts N.	Support pad	Bush	Screw
H63TSCCL/R12	63	70	45	0.8	CC..1204..	 SPCC12	 VTA01	 TR4

ICTM standard (HSK-T) - ICTM стандарт (HSK-T) - ICTM 标准 (HSK-T)

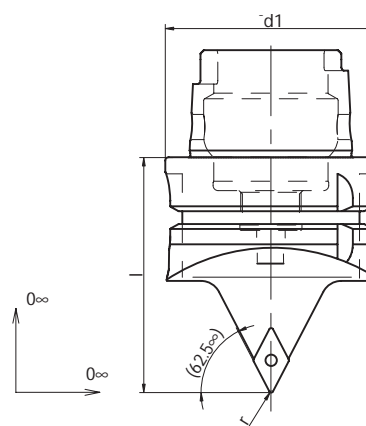
SDJC



Code N.	d1	l	f	r	Inserts N.	Support pad	Bush	Screw
H40TSDJCL/R11	40	50	27	0.8	DC..11T3..	 SPDC11	 VTA02	 TR8
H50TSDJCL/R11	50	60	35	0.8	DC..11T3..	 SPDC11	 VTA02	 TR8
H63TSDJCL/R11	63	70	45	0.8	DC..11T3..	 SPDC11	 VTA02	 TR8

ICTM standard (HSK-T) - ICTM стандарт (HSK-T) - ICTM 标准 (HSK-T)

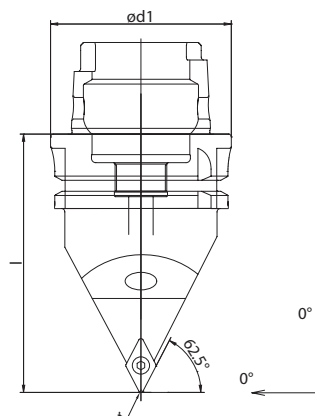
SDNC



Code N.	d1	l	r	Inserts N.	Support pad	Bush	Screw
H63TSDNCN11	63	75	0.8	DC..11T3..	SPDC11	VTA02	TR8

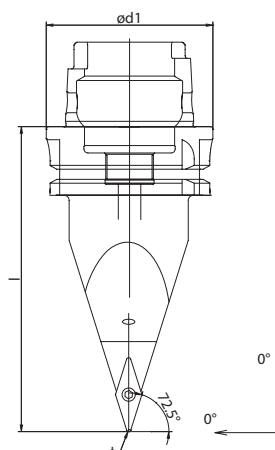
ICTM standard (HSK-T) - ICTM стандарт (HSK-T) - ICTM 标准 (HSK-T)




SDNCN



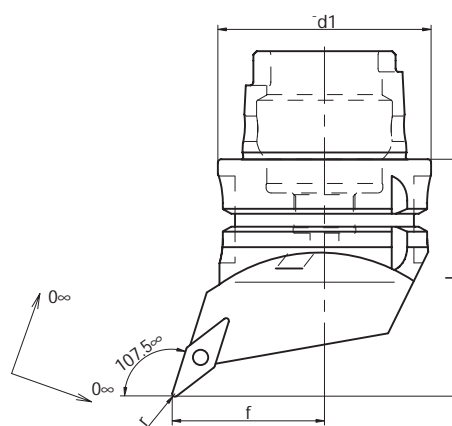
Code N.	d1	l	r	Inserts N.	Support pad	Bush	Screw
H63TSDNCN11-90	63	90	0.8	DC..11T3..	SPDC11	VTA02	TR8
H63TSDNCN11-100	63	100	0.8	DC..11T3..	SPDC11	VTA02	TR8
H63TSDNCN11-145	63	145	0.8	DC..11T3..	SPDC11	VTA02	TR8




ICTM standard (HSK-T) - ICTM стандарт (HSK-T) - ICTM 标准 (HSK-T)

SVVCN


Code N.	d1	l	r	Inserts N.	Support pad	Bush	Screw
							
H63TSVVCN16-90	63	90	0.8	VC..1604..	SPVC16	VTA02	TR8
H63TSVVCN16-145	63	145	0.8	VC..1604..	SPVC16	VTA02	TR8
H100TSVVCN16-160	100	160	0.8	VC..1604..	SPVC16	VTA02	TR8

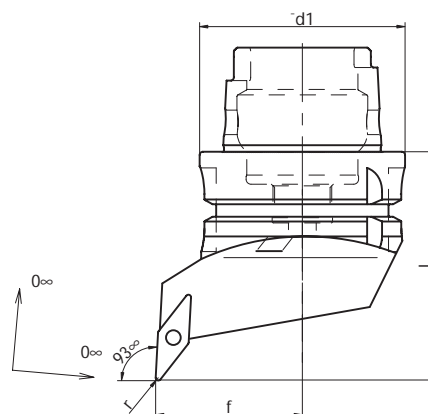
ICTM standard (HSK-T) - ICTM стандарт (HSK-T) - ICTM 标准 (HSK-T)




SVHC


Code N.	d1	l	f	r	Inserts N.	Support pad	Bush	Screw
								
H63TSVHCL/R16	63	70	45	0.8	VC..1604..	SPVC16	VTA02	TR8

ICTM standard (HSK-T) - ICTM стандарт (HSK-T) - ICTM 标准 (HSK-T)

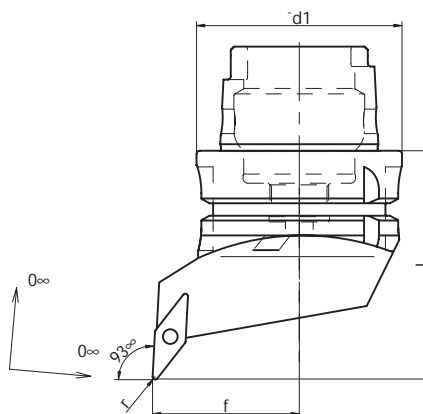
SVJC






Code N.	d1	l	f	r	Inserts N.	Support pad	Bush	Screw
H63TSVJCL/R16	63	75	45	0.8	VC..1604..			
H100TSVJCL/R16	100	90	65	0.8	VC..1604..	SPVC16	VTA02	TR8

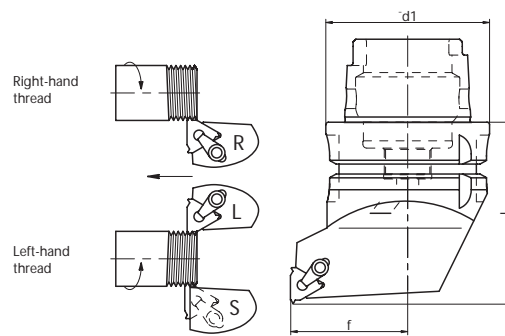
ICTM standard (HSK-T) - ICTM стандарт (HSK-T) - ICTM 标准 (HSK-T)




SVJB



Code N.	d1	l	f	r	Inserts N.	Support pad	Bush	Screw
H63TSVJBL/R16	63	75	45	0.8	VB..1604..			
H63TSVJBL/R16	63	75	45	0.8	VB..1604..	SPVC16	VTA02	TR8

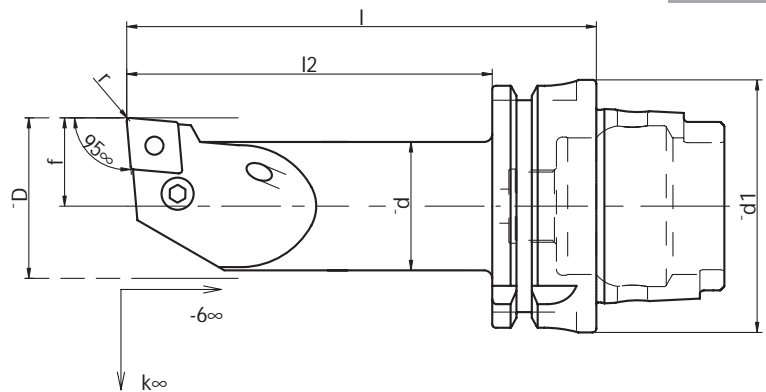
ICTM standard (HSK-T) - ICTM стандарт (HSK-T) - ICTM 标准 (HSK-T)



Code N.	d1	l	f	r	Support pad	Screw	Clamp
H63TTHEL16	63	70	45	16EL			
H63TTHER16	63	70	45	16ER	SPTF16	VT26	STF13
H100TTHEL16	100	90	65	16EL	SPTF16	VT26	STF13
H100TTHER16	100	90	65	16ER	SPTF16	VT26	STF13

ICTM standard (HSK-T) - ICTM стандарт (HSK-T) - ICTM 标准 (HSK-T)

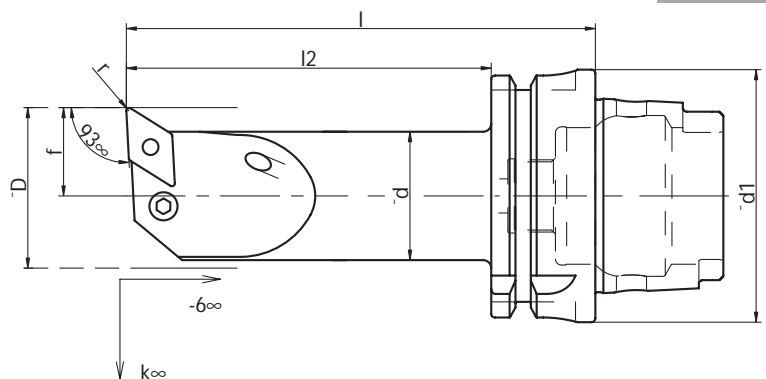
PCLN



Code N.	d1	d	l	l2	f	k°	D	r	Inserts N.	Support pad	Shim pin	Lever	Screw
H63T25PCLNL/R12	63	25	100	74	17	-12	32	0.8	CNM.1204..	-	-	LV02	VT11
H63T32PCLNL/R12	63	32	120	94	22	-10	40	0.8	CNM.1204..	SPCN12	SP02	LV02	VT02
H63T40PCLNL/R12	63	40	140	114	27	-10	50	0.8	CNM.1204..	SPCN12	SP02	LV02	VT02
H63T40PCLNL/R16	63	40	140	114	27	-10	50	1.2	CNM.1606..	SPCN16	SP03	LV03	VT03
H100T40PCLNL/R12	100	40	160	131	27	-10	50	0.8	CNM.1204..	SPCN12	SP02	LV02	VT02
H100T50PCLNL/R16	100	50	190	161	35	-8	63	1.2	CNM.1606..	SPCN16	SP03	LV03	VT03

ICTM standard (HSK-T) - ICTM стандарт (HSK-T) - ICTM 标准 (HSK-T)

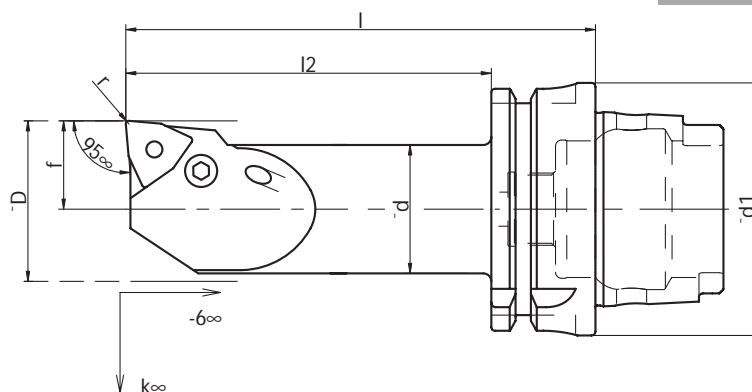
PDUN



Code N.	d1	d	l	l2	f	k°	D	r	Inserts N.	Support pad	Shim pin	Lever	Screw
H63T32PDUNL/R15	63	32	120	94	22	-15	40	0.8	DN..1506..	SPDN15	SP02	LV05	VT05
H63T40PDUNL/R15	63	40	140	114	27	-12	50	0.8	DN..1506..	SPDN15	SP02	LV05	VT05

ICTM standard (HSK-T) - ICTM стандарт (HSK-T) - ICTM 标准 (HSK-T)

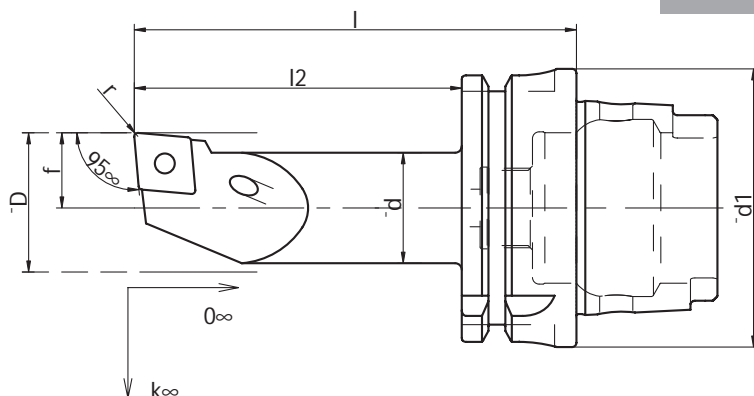
PWLN



Code N.	d1	d	l	l2	f	k°	D	r	Inserts N.	Support pad	Shim pin	Lever	Screw
H63T25PWLN/L/R08	63	25	100	74	17	-12	32	0.8	WN..0804..	-	-	LV02	VT11
H63T32PWLN/L/R08	63	32	120	94	22	-12	40	0.8	WN..0804..	SPWN08	SP02	LV02	VT02
H63T40PWLN/L/R08	63	40	140	114	27	-10	50	0.8	WN..0804..	SPWN08	SP02	LV02	VT02
H100T40PWLN/L/R08	100	40	160	131	27	-10	50	0.8	WN..0804..	SPWN08	SP02	LV02	VT02
H100T50PWLN/L/R08	100	50	190	161	35	-8	63	0.8	WN..0804..	SPWN08	SP02	LV02	VT02

ICTM standard (HSK-T) - ICTM стандарт (HSK-T) - ICTM 标准 (HSK-T)

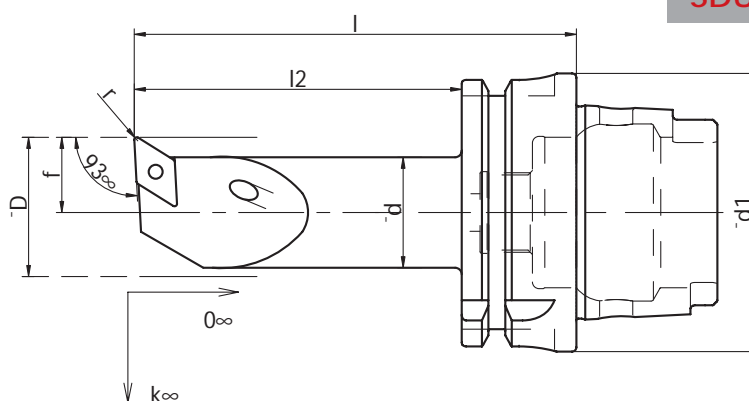
SCLC



Code N.	d1	d	l	l2	f	k°	D	r	Inserts N.	Support pad	Bush	Screw
H63T20SCLC/L/R09	63	20	85	59	13	-8	25	0.8	CC..09T3..	--	--	TR12
H63T25SCLC/L/R12	63	25	100	74	17	-5	32	0.8	CC..1204..	--	--	TR13
H63T32SCLC/L/R12	63	32	120	94	22	-5	40	0.8	CC..1204..	SPCC12	VTA01	TR4
H63T40SCLC/L/R12	63	40	140	114	27	-5	50	0.8	CC..1204..	SPCC12	VTA01	TR4

ICTM standard (HSK-T) - ICTM стандарт (HSK-T) - ICTM 标准 (HSK-T)

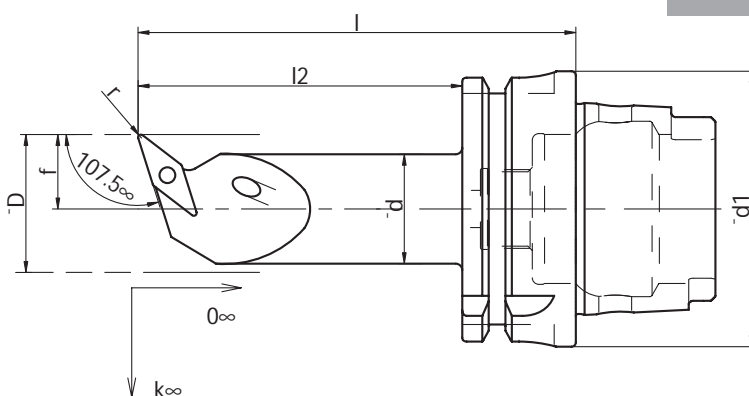
SDUC



Code N.	d1	d	l	l2	f	k°	D	r	Inserts N.	Support pad	Bush	Screw
H63T20SDUCL/R11	63	20	85	59	13	-8	25	0.8	DC..11T3..			TR12
H63T25SDUCL/R11	63	25	100	74	17	-5	32	0.8	DC..11T3..	-	-	TR14
H63T32SDUCL/R11	63	32	120	94	22	-5	40	0.8	DC..11T3..	SPDC11	VTA02	TR8

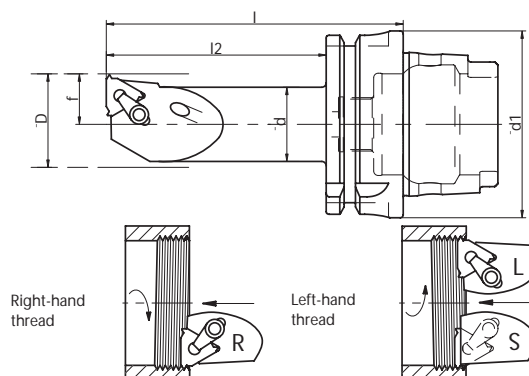
ICTM standard (HSK-T) - ICTM стандарт (HSK-T) - ICTM 标准 (HSK-T)




SVQB



Code N.	d1	d	l	l2	f	k°	D	r	Inserts N.	Support pad	Bush	Screw
H63T20SVQBL/R11	63	20	85	59	13	-8	25	0.4	VB..1102..			TR1
H63T25SVQBL/R11	63	25	100	74	17	-5	32	0.4	VB..1102..	-	-	TR1
H63T32SVQBL/R16	63	32	120	94	22	-10	40	0.8	VB..1604..	SPVC16	VTA02	TR8
H63T40SVQBL/R16	63	40	140	114	27	-10	50	0.8	VB..1604..	SPVC16	VTA02	TR8

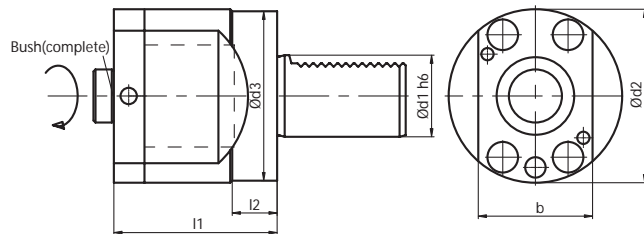
ICTM standard (HSK-T) - ICTM стандарт (HSK-T) - ICTM 标准 (HSK-T)



Code N.	d1	d	l	l2	f	D	Insert N.	Support pad	Screw	Clamp
										
H63T20THEL16	63	20	85	59	14	25	16IL	SPTF16	VT26	STF13
H63T20THER16	63	20	85	59	14	25	16IR	SPTF16	VT26	STF13
H63T25THEL16	63	25	100	74	16,5	32	16IL	SPTF16	VT26	STF13
H63T25THER16	63	25	100	74	16,5	32	16IR	SPTF16	VT26	STF13
H63T32THEL16	63	32	120	94	22	40	16IL	SPTF16	VT26	STF13
H63T32THER16	63	32	120	94	22	40	16IR	SPTF16	VT26	STF13
H63T40THEL16	63	40	140	114	27	50	16IL	SPTF16	VT26	STF13
H63T40THER16	63	40	140	114	27	50	16IR	SPTF16	VT26	STF13

ICTM standard (HSK-T) - ICTM стандарт (HSK-T) - ICTM 标准 (HSK-T)

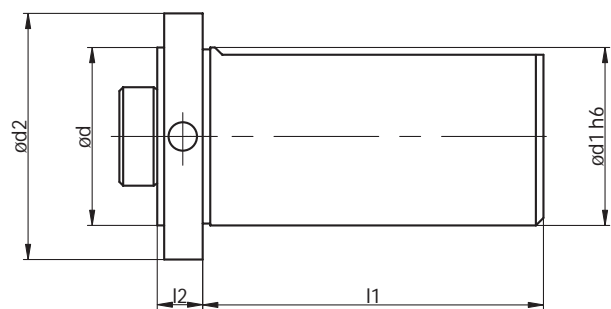
AXIAL WERKZEUGHALTER MIT HSK KUPPLUNG PORTE-OUTIL AXIAL AVEC ATTAQUE HSK
 AXIAL TOOLHOLDER WITH HSK COUPLING PORTAUTENSILE ASSIALE PER UTENSILI CON ATTACCO HSK
 ДЕРЖАТЕЛИ ИНСТРУМЕНТА С ХВОСТОВИКОМ HSK ОСЕВЫЕ 轴向带HSK接头刀柄



Code N.	Description	d1	d2	d3	b	l1	l2	Bush (complete)
118-04013	H63TDV40	40	106	83	70	90	25	H63ABSL

ICTM standard (HSK-T) - ICTM стандарт (HSK-T) - ICTM 标准 (HSK-T)

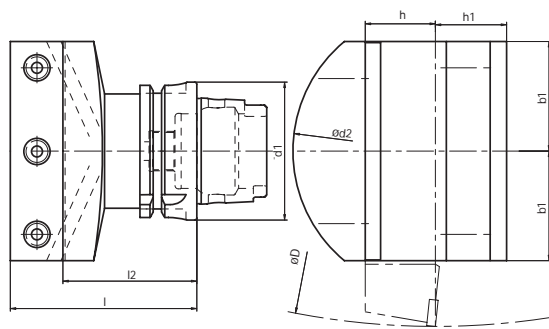
WERKZEUGHALTER MIT ZYLINDRISCHEM SCHAFT UND HSK KUPPLUNG PORTE-OUTIL AVEC QUEUE CYLINDRIQUE ET ATTAQUE HSK
 TOOLHOLDER WITH CYLINDRICAL SHANK AND HSK ATTACHMENT PORTAUTENSILE A STELO CILINDRICO CON ATTACCO HSK
 ДЕРЖАТЕЛИ С ЦИЛИНДРИЧЕСКИМ ХВОСТОВИКОМ 带圆柱柄和HSK附件的刀柄
 ДЛЯ ИНСТРУМЕНТА С ХВОСТОВИКОМ HSK



Code N.	Description	d	d1	d2	l1	l2
137-00003	H40TSTC40	40	40	50	80	12
137-00041	H50TSTC40	50	40	50	80	30
137-00104	H63TSTC50	63	50	63	160	36

ICTM standard (HSK-T) - ICTM стандарт (HSK-T) - ICTM 标准 (HSK-T)

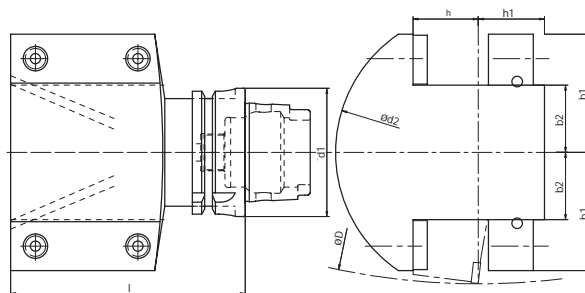
RADIAL WERKZEUGHALTER PORTE-OUTIL RADIAL
 RADIAL TOOLHOLDER PORTAUTENSILE RADIALE
 РЕЗЦЕДЕРЖАТЕЛИ РАДИАЛЬНЫЕ 径向刀柄



Code N.	Description	d1	d2	D	b1	h	h1	l	l2
141-11408	H63TRAD32/25	63	130	340	50	32/25	32.5	85	50

ICTM standard (HSK-T) - ICTM стандарт (HSK-T) - ICTM 标准 (HSK-T)

AXIAL WERKZEUGHALTER PORTE-OUTIL AXIAL
 AXIAL TOOLHOLDER PORTAUTENSILE ASSIALE
 РЕЗЦЕДЕРЖАТЕЛИ ОСЕВЫЕ 轴向刀柄

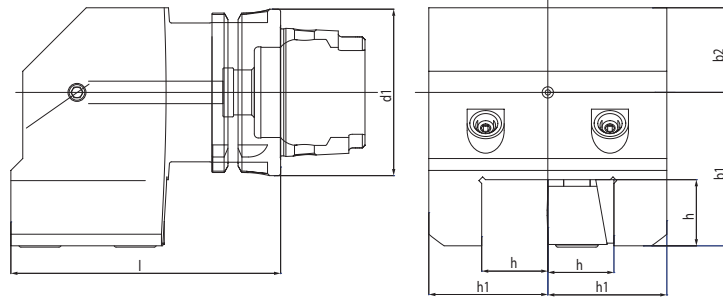


Code N.	Description	d	d2	D	b1	b2	h	h1	l
142-11405	H63TAX25/32	63	110	305	40	15	32/25	26.5	120
142-11406	H63TAX32/25	63	140	340	58	33	32/25	32.5	120

ICTM standard (HSK-T) - ICTM стандарт (HSK-T) - ICTM 标准 (HSK-T)

AXIAL WERKZEUGHALTER
 AXIAL TOOLHOLDER
 РЕЗЦЕДЕРЖАТЕЛИ ОСЕВЫЕ

PORTE-OUTIL AXIAL
 PORTAUTENSILE ASSIALE
 轴向刀柄

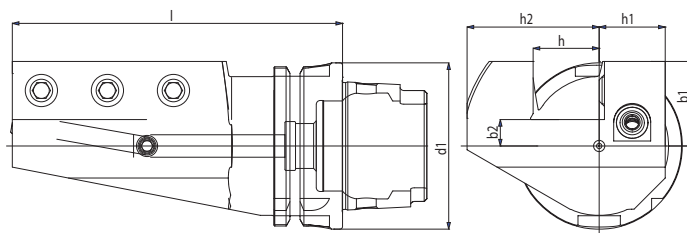


Code N.	Description	d1	b1	b2	h	h1	l
142-11402	H63TAD25R	63	58	32	25	45	102
142-11607	H100TAD25R	100	48	53	25	57	119
142-11608	H100TALD25R	100	48	53	25	57	175

ICTM standard (HSK-T) - ICTM стандарт (HSK-T) - ICTM 标准 (HSK-T)

AXIAL WERKZEUGHALTER
 AXIAL TOOLHOLDER
 РЕЗЦЕДЕРЖАТЕЛИ ОСЕВЫЕ

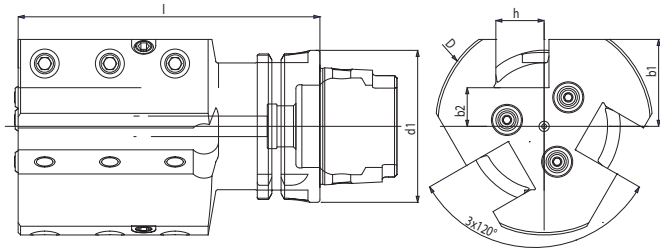
PORTE-OUTIL AXIAL
 PORTAUTENSILE ASSIALE
 轴向刀柄



Code N.	Description	d1	b1	b2	h	h1	h2	l
142-21401	H63TA25L	63	32	10	25	25	50	125
142-11403	H63TA25R	63	32	10	25	25	50	125
142-21604	HSK100TSL25X25	100	55	33	25	30	55	160
142-11603	HSK100TSR25X25	100	55	33	25	30	55	160
142-21603	HSK100TSL32X32	100	53	25	32	30	62	189
142-11604	HSK100TSR32X32	100	53	25	32	30	62	189

ICTM standard (HSK-T) - ICTM стандарт (HSK-T) - ICTM 标准 (HSK-T)

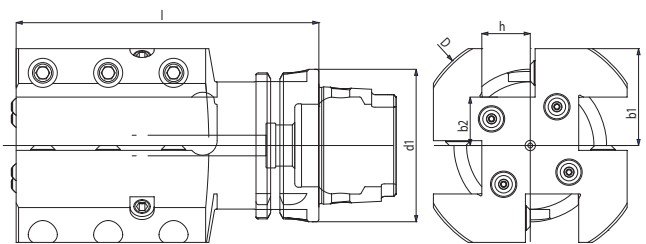
AXIAL WERKZEUGHALTER PORTE-OUTIL AXIAL
 AXIAL TOOLHOLDER PORTAUTENSILE ASSIALE
 РЕЗЦЕДЕРЖАТЕЛИ ОСЕВЫЕ 轴向刀柄



Code N.	Description	d1	D	b1	b2	h	l
142-21402	H63TAT20L	63	90	36	16	20	125
142-11404	H63TAT20R	63	90	36	16	20	125
142-21605	H100TAT25L	100	122	51	26	25	160
142-11605	H100TAT25R	100	122	51	26	25	160

ICTM standard (HSK-T) - ICTM стандарт (HSK-T) - ICTM 标准 (HSK-T)

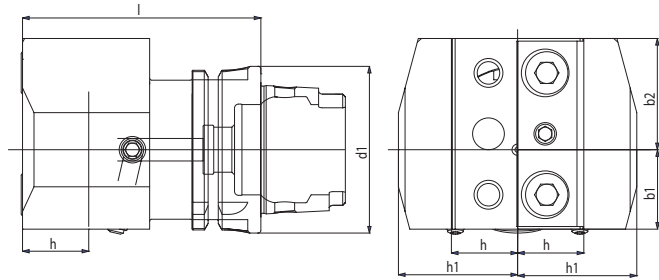
AXIAL WERKZEUGHALTER PORTE-OUTIL AXIAL
 AXIAL TOOLHOLDER PORTAUTENSILE ASSIALE
 РЕЗЦЕДЕРЖАТЕЛИ ОСЕВЫЕ 轴向刀柄



Code N.	Description	d1	D	b1	b2	h	l
142-21403	H63TAQ20L	63	95	40	20	20	125
142-21404	H63TAQ20R	63	95	40	20	20	125

ICTM standard (HSK-T) - ICTM стандарт (HSK-T) - ICTM 标准 (HSK-T)

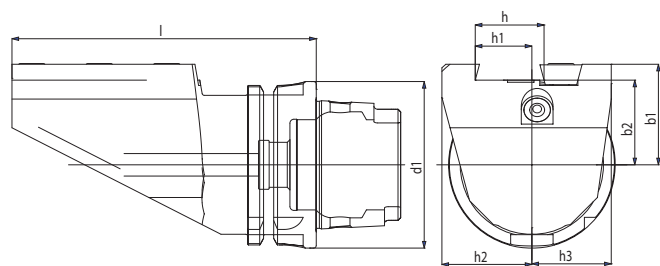
RADIAL WERKZEUGHALTER PORTE-OUTIL RADIAL
 RADIAL TOOLHOLDER PORTAUTENSILE RADIALE
 РЕЗЦЕДЕРЖАТЕЛИ РАДИАЛЬНЫЕ 径向刀柄



Code N.	Description	d1	b1	b2	h	h1	l
141-11406	H63TRD25R	63	30	42	25	45	90
141-11602	H100TRD25R	100	20	65	25	57	146

ICTM standard (HSK-T) - ICTM стандарт (HSK-T) - ICTM 标准 (HSK-T)

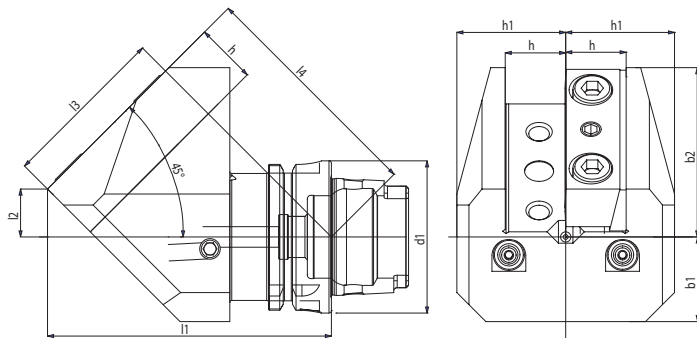
AXIAL ABSTECHEMEISSELHALTER PORTE-OUTIL AXIAL DE TRONCONNAGE
 AXIAL TOOLHOLDER FOR CUT OFF TOOLS PORTAUTENSILE ASSIALE PER LAMA DA TAGLIO
 ДЕРЖАТЕЛИ ОСЕВЫЕ ДЛЯ ОТРЕЗНЫХ РЕЗЦОВ 用于切断工具的轴向刀柄



Code N.	Description	d1	b1	b2	h	h1	h2	h3	l
147-51405	H63TSCA26L	63	38	32	26	21.4	34	30	115
147-51406	H63TSCA26R	63	38	32	26	21.4	34	30	115
147-51407	H63TSCA32L	63	38	32	32	25	38	33	150
147-51408	H63TSCA32R	63	38	32	32	25	38	33	150

ICTM standard (HSK-T) - ICTM стандарт (HSK-T) - ICTM 标准 (HSK-T)

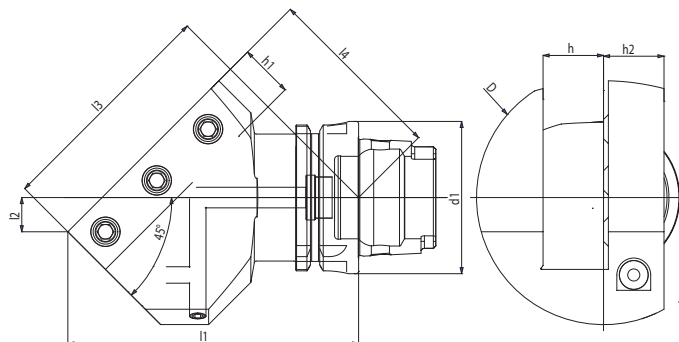
45° WERKZEUGHALTER PORTE-OUTIL 45°
 45° TOOLHOLDER PORTAUTENSILE 45°
 РЕЗЦЕДЕРЖАТЕЛИ 45° 45° 刀柄



Code N.	Description	d1	b1	b2	h	h1	l1	l2	l3	l4
141-11405	H63TARD25L	63	35	70	25	45	117.4	19.8	69	97
141-11603	H100TARD25L	100	53	73	25	57	139.5	0	98.6	98.6

ICTM standard (HSK-T) - ICTM стандарт (HSK-T) - ICTM 标准 (HSK-T)

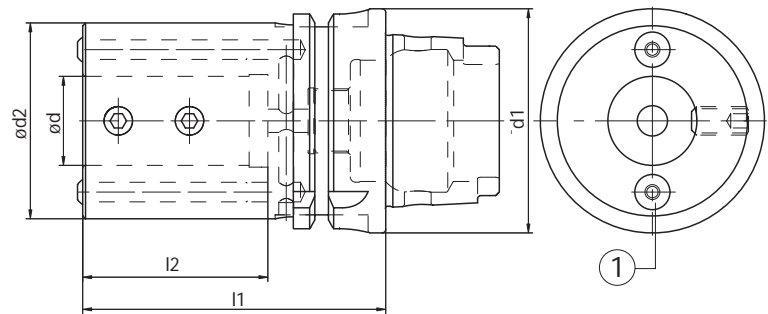
45° WERKZEUGHALTER PORTE-OUTIL 45°
 45° TOOLHOLDER PORTAUTENSILE 45°
 РЕЗЦЕДЕРЖАТЕЛИ 45° 45° 刀柄




Code N.	Description	d1	D	h	h1	h2	l1	l2	l3	l4
141-11407	H63TAR25L	63	105	25	22	25	120	14.1	95	75
141-21401	H63TAR25R	63	105	25	22	25	120	14.1	95	75
141-11601	H100TAR25L	100	115	25	22	28	172.4	24	139	105

ICTM standard (HSK-T) - ICTM стандарт (HSK-T) - ICTM 标准 (HSK-T)

AXIAL BOHRSTANGENHALTER PORTE-OUTIL POUR BARRES D'ALEPAGE AXIAL
 AXIAL BORING BAR HOLDER PORTAUTENSILE PER BARENI, ASSIALE
 ДЕРЖАТЕЛИ ОСЕВЫЕ ДЛЯ РАСТОЧНЫХ РЕЗЦОВ 轴向镗杆刀柄



Code N.	Description	d1	d	d2	l1	l2	Coolant noose
							
145-21201	H40TAX-E2x08	40	8	32	60	37	PWZ1008D8X06
145-21202	H40TAX-E2x10	40	10	34	60	37	PWZ1008D8X06
145-21203	H40TAX-E2x12	40	12	36	65	40	PWZ1008D8X06
145-21204	H40TAX-E2x16	40	16	40	70	42	PWZ1008D8X06
145-21205	H40TAX-E2x20	40	20	45	70	42	PWZ1008D10X7
145-21402	H63TAX-E2x08	63	8	32	70	40	PWZ1008D10X7
145-21403	H63TAX-E2x10	63	10	38	75	45	PWZ1008D10X7
145-21404	H63TAX-E2x12	63	12	40	75	45	PWZ1008D10x7
145-21406	H63TAX-E2x16	63	16	45	80	50	PWZ1008D10x7
145-21408	H63TAX-E2x20	63	20	50	80	50	PWZ1008D10X7
145-21409	H63TAX-E2x25	63	25	55	85	52	PWZ1008D10X7
145-21410	H63TAX-E2x32	63	32	72	95	58	PWZ1008D10X7
145-21411	H63TAX-E2x40	63	40	80	120	72	PWZ1008D12X8
145-21606	H100TAX-E2x16	100	16	45	85	48	PWZ1008D12X8
145-21607	H100TAX-E2x20	100	20	50	85	48	PWZ1008D10X7
145-21601	H100TAX-E2x25	100	25	55	85	48	PWZ1008D10X7
145-21602	H100TAX-E2x32	100	32	72	95	58	PWZ1008D12X8
145-21603	H100TAX-E2x40	100	40	80	110	73	PWZ1008D12X8
145-21604	H100TAX-E2x50	100	50	90	120	82	PWZ1008D12X8

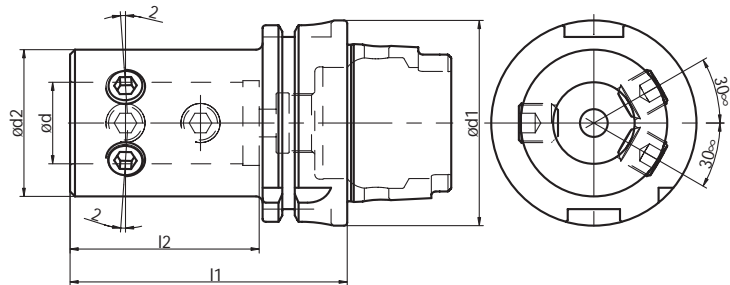
ICTM standard - ICTM стандарт - ICTM 标准

Mit Innen- und Außenkühlung - With internal and external coolant - С внутренним и внешним подводом СОЖ

Avec arrosage interne et externe - Con refrigerante interno ed esterno - 带内部及外部冷却剂

AXIAL WERKZEUGHALTER FÜR WENDELPLATTENBOHRER
 MIT INNERER KÜHLMITTELZUFUHR
 AXIAL HOLDER FOR INDEXABLE INSERT DRILLS
 WITH INTERNAL COOLANT SUPPLY
 ДЕРЖАТЕЛИ ОСЕВЫЕ ДЛЯ СВЕРЛ
 С СМП С ВНУТРЕННИМ ПОДВОДОМ СОЖ

PORTE-OUTIL POUR FORETS A PLAQUETTER
 AVEC ALIMENTATION INTERNE DU LIQUIDE D'ARROSAGE , AXIAL
 PORTAUTENSILE PER PUNTE AD INSERTI
 CON PASSAGGIO REFRIGERANTE INTERNO, ASSIALE
 用于可转位浅孔钻的轴向刀柄带内部冷却剂



Code N.	Description	d1	d	d2	l1	l2
145-11406	H63TAX-E1x16	63	16	36	80	54
145-11408	H63TAX-E1x20	63	20	40	80	54
145-11409	H63TAX-E1x25	63	25	45	85	59
145-11410	H63TAX-E1x32	63	32	52	90	63
145-11411	H63TAX-E1x40	63	40	65	100	73

ICTM standard - ICTM стандарт - ICTM 标准

Für werkzeuge mit weldon oder whistle notch schaft

For weldon and whistle notch tools

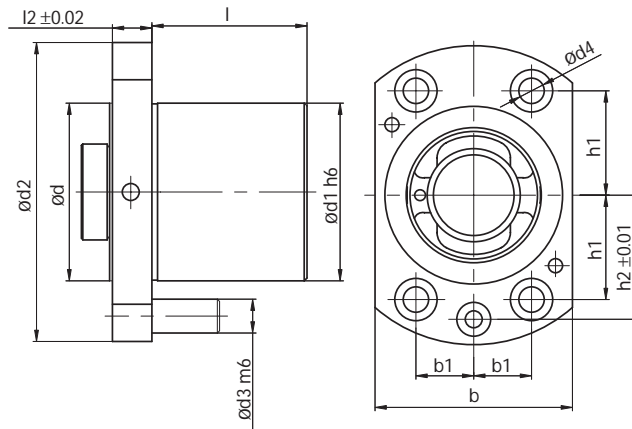
Для инструмента с хвостовиком Weldon и Whistle Notch

Pour weldon et whistle notch outils

Per utensili weldon e whistle notch

用于威尔登及侧固式工具

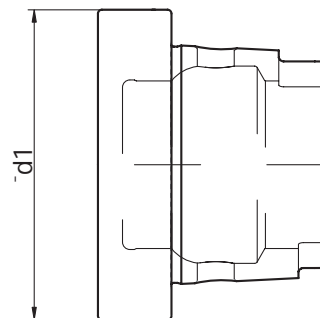
EINSÄTZE MIT HSK KUPPLUNG ADAPTEUR AVEC ATTAQUE HSK
 ADAPTER WITH HSK ATTACHMENT BUSSOLA CON ATTACCO HSK
 ПЕРЕХОДНИКИ С КРЕПЛЕНИЕМ HSK 带 HSK 附件的适配器



Code N.	d	d1	d2	d3	d4	l	l2	b	b1	h1	h2
H32TBSL	32	32	55	6	5.5	27	10	36	10.5	19.2	22
H40TBSL	40	40	68	8	6.5	33	12	45	13.5	23	27
H50TBSL	50	50	85	10	9	42	15	56	16	30	35
H63TBSL	63	63	106	12	9	55	15	70	20.5	37	44

ICTM standard - ICTM стандарт - ICTM 标准

VERSCHLUSSDECKEL BOUCHON DE PROTECTION
 BLANKING PLUG TAPPO DI PROTEZIONE
 ЗАГЛУШКИ 切断栓



Code N.	d1
H32ATP	32
H40ATP	40
H50ATP	50
H63ATP	63

ROHLINGE FÜR SONDERWERKZEUGE
 BLANK TOOLHOLDER FOR SPECIAL TOOLS
 ЗАГОТОВКИ ДЛЯ СПЕЦИАЛЬНЫХ РЕЗЦЕДЕРЖАТЕЛЕЙ
 EBAUCHES POUR PORTE-OUTILS SPECIAUX
 SEMILAVORATI PER UTENSILI SPECIALI
 用于专用工具的切断刀柄



Code N.	d1	d2	l	l2
H40T060160SML	40	60	160	136
H63T080190SML	63	80	190	158
H63T130095SML	63	130	95	63

ICTM standard - ICTM стандарт - ICTM 标准

SONDERWERKZEUGHALTER
SPECIAL TOOLS
СПЕЦИАЛЬНЫЕ ИНСТРУМЕНТЫ

PORTE-OUTILS SPÉCIAUX
PRODOTTI SPECIALI
特殊工具

